



**trendence**  
research » strategies » careers

## **trendence Graduate Barometer 2011 - Engineering Edition**

**Partner report prepared for**

**Libera Università di Bolzano / Freie Universität Bozen /  
Free University of Bozen-Bolzano**



**trendence** |  
Graduate Barometer | **2011**

# Contents

1. **General information / methodology**
2. Education and university evaluation
3. Career
4. Focus on Top Employers 2011
5. Profile



# Methodology: trendence Graduate Barometer - European Edition

## Global Information

<b>Method:</b>	Online-questionnaire
<b>Field phase:</b>	September 2010 to January 2011
<b>Participation:</b>	Invitations via careers service email; anonymity assured; prize draw & donation
<b>Analysis:</b>	Data analysis with statistical tools; MRS and ESOMAR codes and ISO 20252 observed
<b>Student groups:</b>	Europe sample and various sub-groups analyzed, including students from Italy and Libera Università di Bolzano / Freie Universität Bozen / Free University of Bolzano
<b>Media coverage:</b>	FAZ 06/2011

## Response

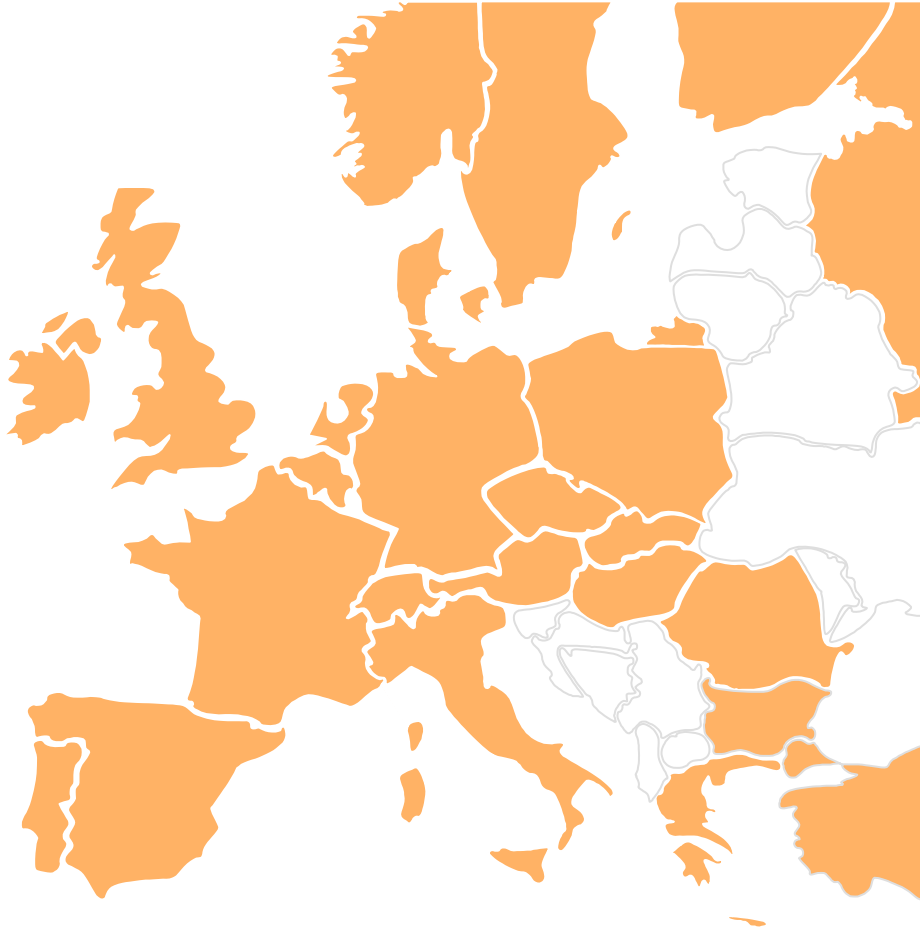
	GBE 2009	GBE 2010	GBE 2011
Participating universities	779	859	1,077
Respondents	196,019	219,790	310,945

# USPs

## USPs of the trendence Graduate Barometer 2011:

- » The trendence Graduate Barometer has grown to be the largest survey on career, education and employer topics in Europe. 1,077 institutions in 24 countries took part and 310,000 students answered the survey.
- » The survey was conducted in the following countries: Austria, Belgium, Bulgaria, Czech Republic, Denmark, Finland, France, Germany, Greece, Hungary, Ireland, Italy, the Netherlands, Norway, Poland, Portugal, Romania, Russia, Slovakia, Spain, Sweden, Switzerland, Turkey and the United Kingdom.
- » The students were asked about their preferences and expectations in their future career, their satisfaction with their university, and the attractiveness of future employers.
- » The main target group for the survey was business/economics and engineering/IT/natural science students, however, we are of course interested in hearing the opinions of all students. Therefore we have three editions of the trendence Graduate Barometer Partner Report: business, engineering and total (including students of all fields of study).

# trendence Graduate Barometer 2011: participation



# trendence Graduate Barometer 2011: participation (cont.)

Country	Answers
Austria	3.423
Belgium	2.915
Bulgaria	1.850
Czech Republic	3.906
Denmark	944
Finland	4.358
France	13.539
Germany	18.028
Greece	694
Hungary	9.209
Ireland	1.459
Italy	9.593

Country	Answers
Netherlands	1.488
Norway	331
Poland	6.169
Portugal	4.629
Romania	2.049
Russia	2.300
Slovakia	8.450
Spain	22.882
Sweden	1127
Switzerland	3.245
Turkey	2450
United Kingdom	3.818
<b>Total</b>	<b>128.856</b>
<b>Libera Università di Bolzano / Freie Universität Bozen / Free university of Bolzano</b>	<b>72</b>

# Contents

1. General information / methodology
2. **Education and university evaluation**
3. Career
4. Focus on Top Employers 2011
5. Profile



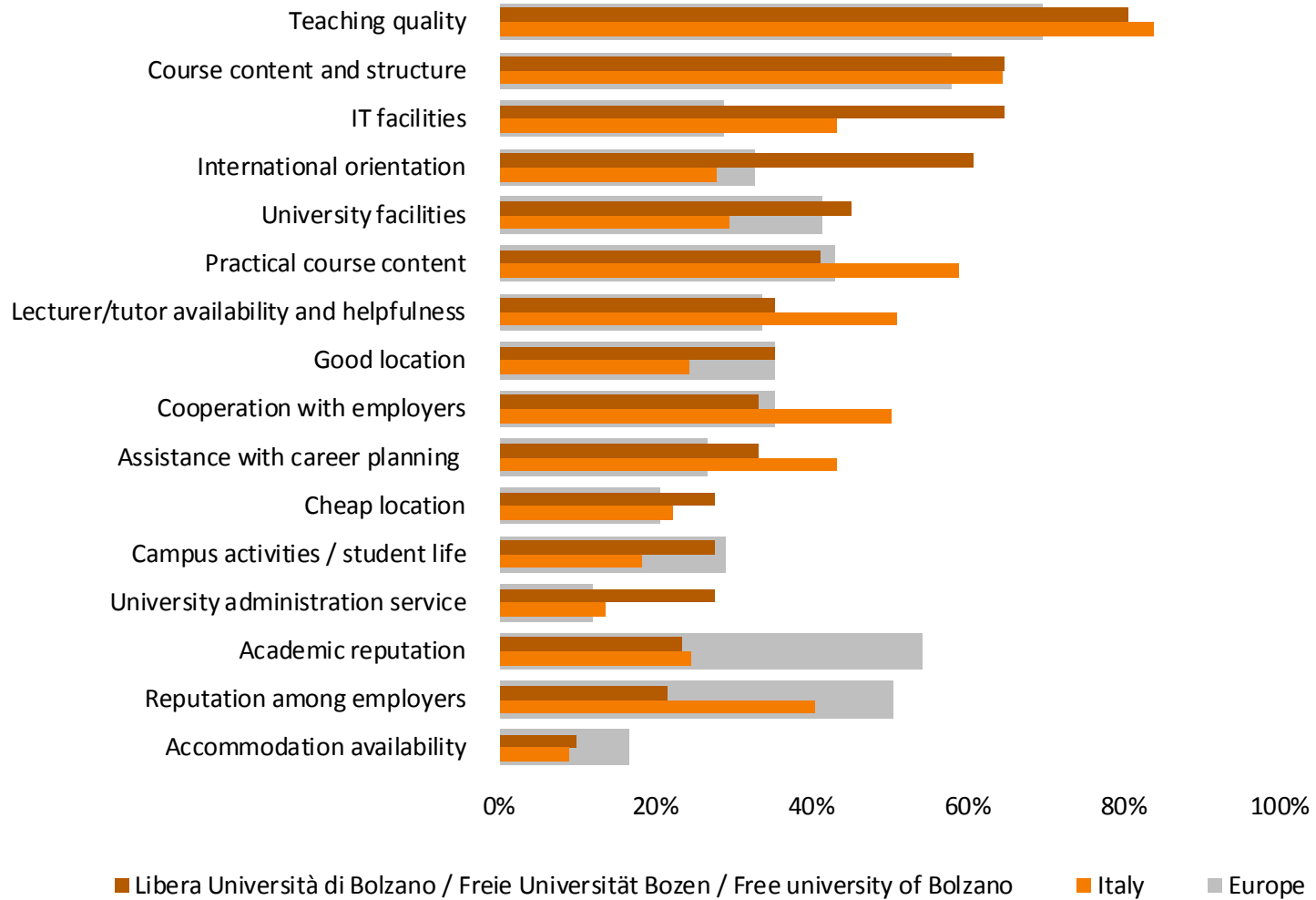


# Evaluation of university performance in Europe (cont.)

Country	Satisfaction
Europe	5,1
Austria	5,2
Belgium	5,3
Bulgaria	4,9
Czech Republic	5,2
Denmark	5,3
Finland	4,8
France	5,4
Germany	5,2
Greece	4,9
Hungary	5,0
Ireland	5,2
Italy	4,9

Country	Satisfaction
Netherlands	5,5
Norway	5,0
Poland	5,1
Portugal	5,1
Romania	5,0
Russia	5,2
Slovakia	4,9
Spain	4,8
Sweden	5,5
Switzerland	5,6
Turkey	5,1
United Kingdom	5,2
<b>Libera Università di Bolzano / Freie Universität Bozen / Free university of Bolzano</b>	<b>5,3</b>

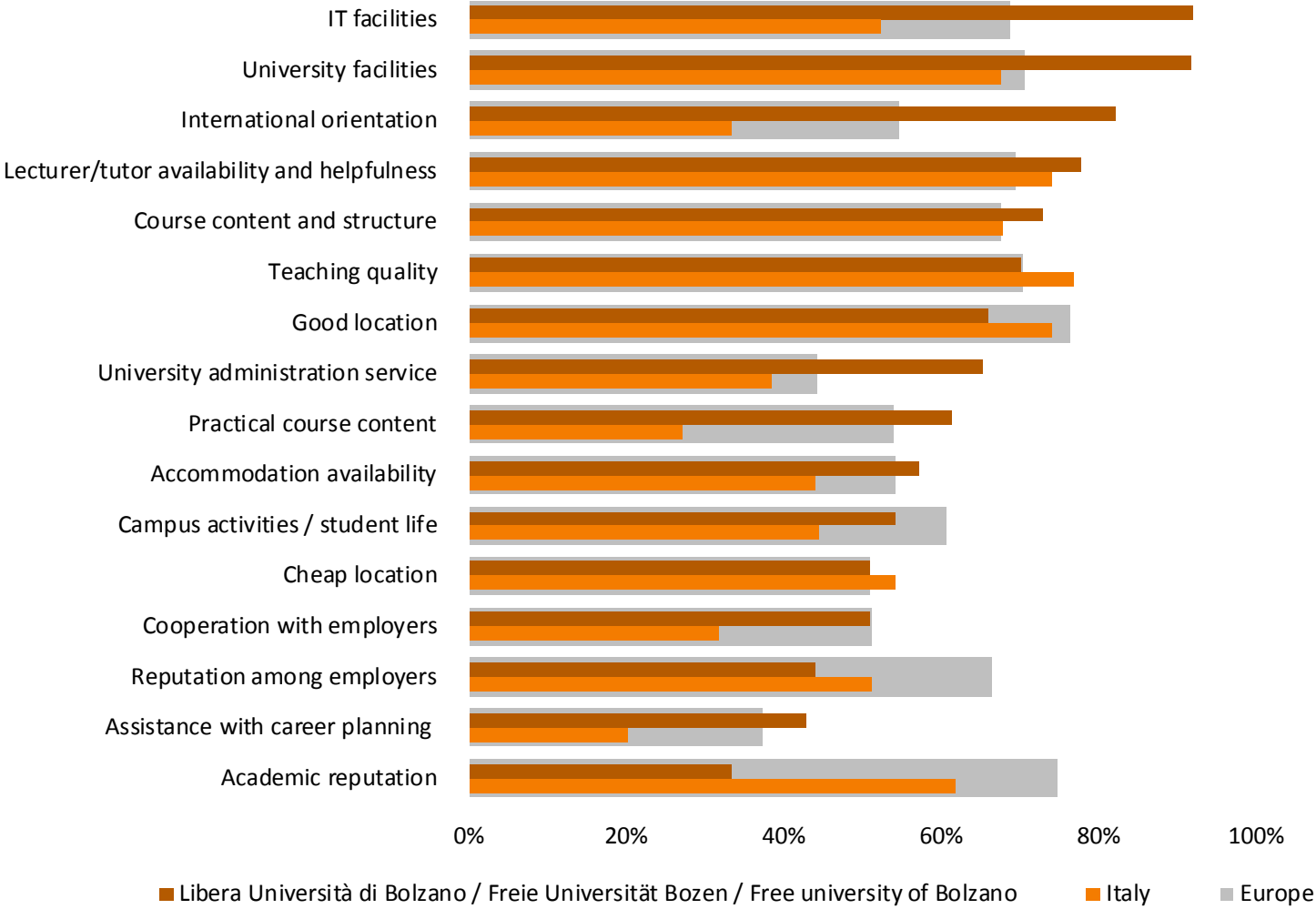
# Important factors when choosing a university course



## Important factors when choosing a university course (cont.)

Important factors	Libera Università di Bolzano / Freie Universität Bozen / Free university of Bolzano	Italy	Europe
Teaching quality	80,4%	83,8%	69,6%
Course content and structure	64,7%	64,4%	57,9%
IT facilities	64,7%	43,1%	28,7%
International orientation	60,8%	27,8%	32,7%
University facilities	45,1%	29,5%	41,4%
Practical course content	41,2%	58,8%	43,0%
Lecturer/tutor availability and helpfulness	35,3%	50,8%	33,7%
Good location	35,3%	24,4%	35,3%
Cooperation with employers	33,3%	50,3%	35,4%
Assistance with career planning	33,3%	43,3%	26,7%
Cheap location	27,5%	22,3%	20,5%
Campus activities / student life	27,5%	18,2%	28,9%
University administration service	27,5%	13,6%	12,0%
Academic reputation	23,5%	24,6%	54,2%
Reputation among employers	21,6%	40,5%	50,4%
Accommodation availability	9,8%	9,0%	16,7%

# Evaluation of university performance

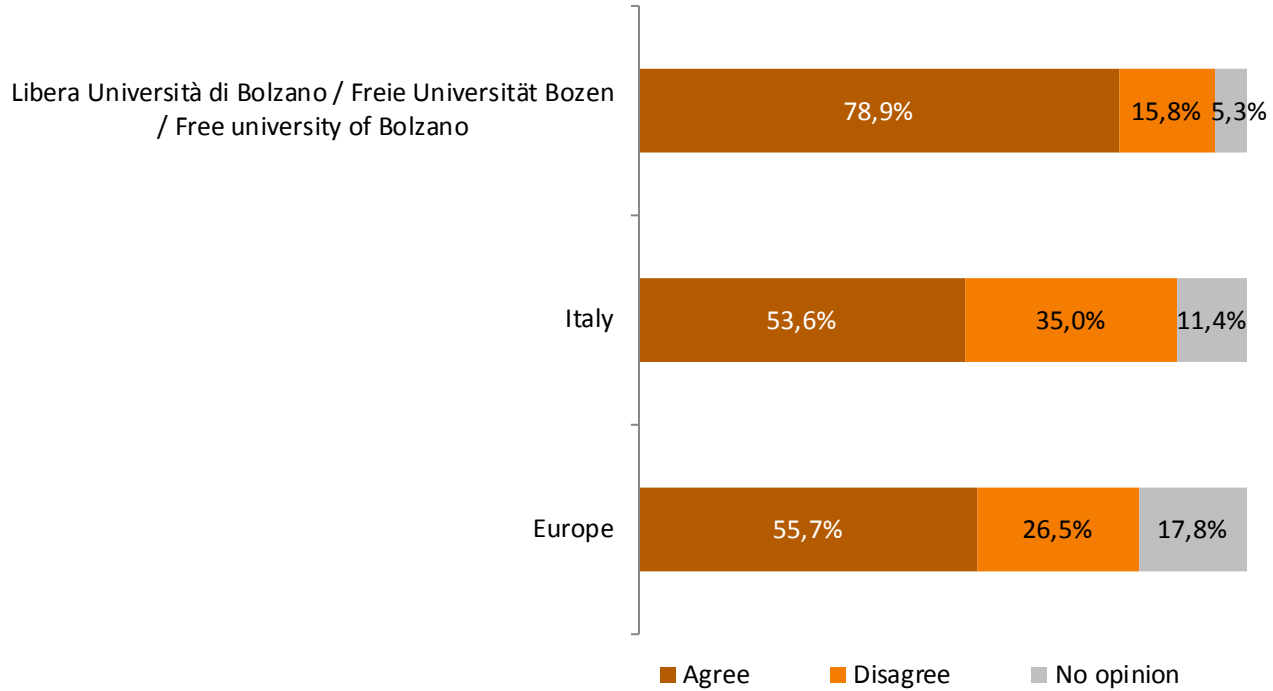


## Evaluation of university performance (cont.)

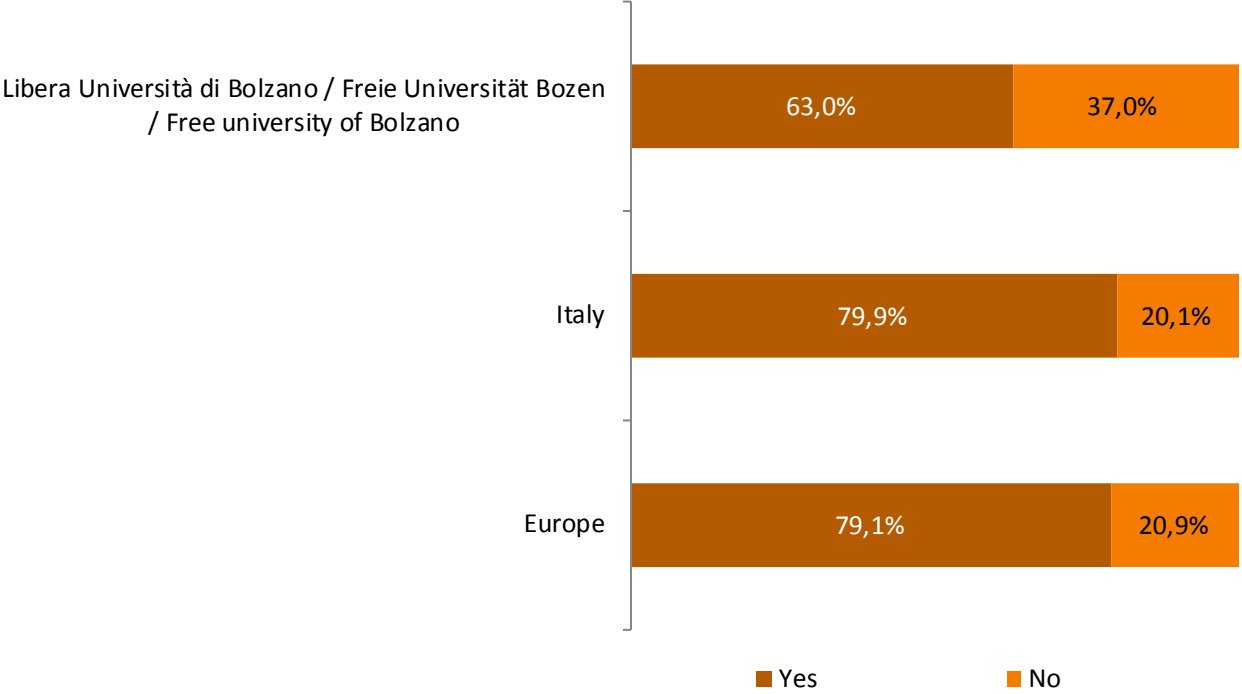
Satisfaction	Libera Università di Bolzano / Freie Universität Bozen / Free university of Bolzano	Italy	Europe
IT facilities	92,0%	52,2%	68,6%
University facilities	91,7%	67,6%	70,6%
International orientation	82,0%	33,4%	54,7%
Lecturer/tutor availability and helpfulness	77,6%	73,9%	69,3%
Course content and structure	72,9%	67,7%	67,5%
Teaching quality	70,0%	76,7%	70,3%
Good location	66,0%	73,9%	76,2%
University administration service	65,3%	38,5%	44,3%
Practical course content	61,2%	27,0%	53,8%
Accommodation availability	57,1%	43,9%	54,1%
Campus activities / student life	54,2%	44,4%	60,6%
Cheap location	51,0%	54,2%	51,0%
Cooperation with employers	51,0%	31,7%	51,1%
Reputation among employers	44,0%	51,1%	66,4%
Assistance with career planning	42,9%	20,3%	37,3%
Academic reputation	33,3%	61,7%	74,6%

# Opinion

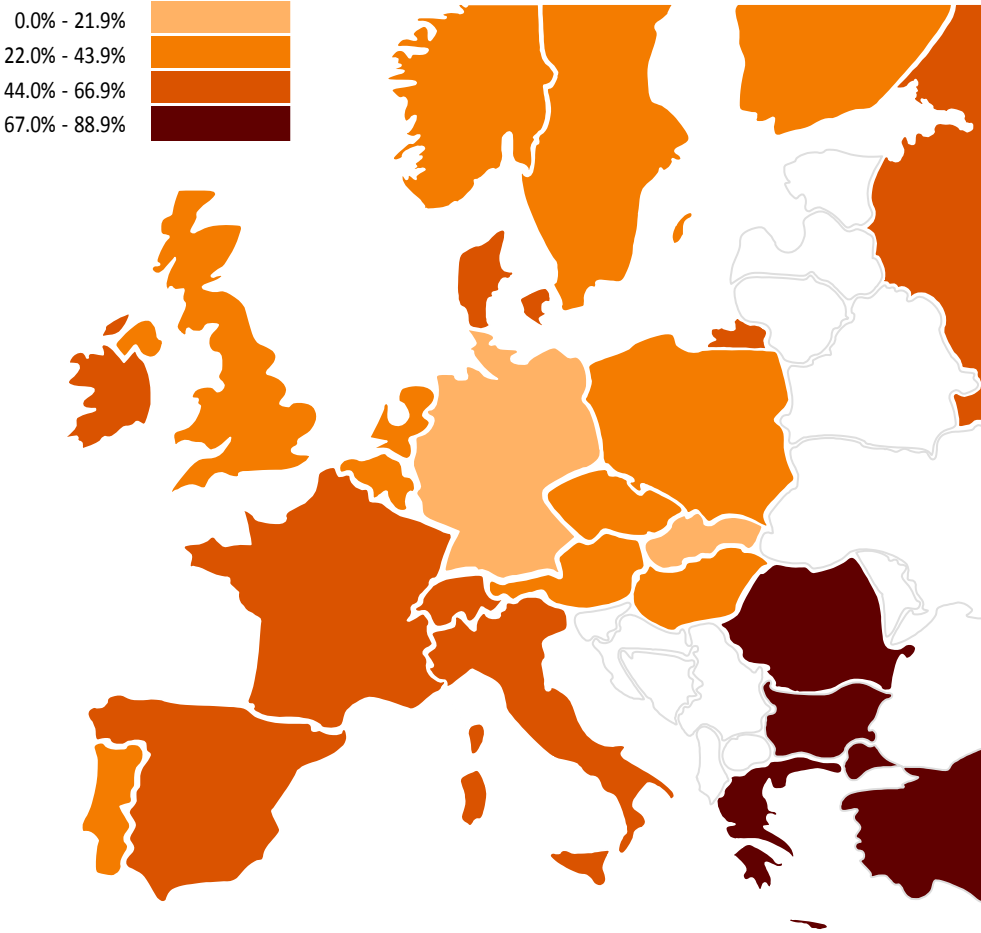
My university course provides me with the skills necessary for the labour market.



# Use of university careers fair



# Interest in studying a master course abroad

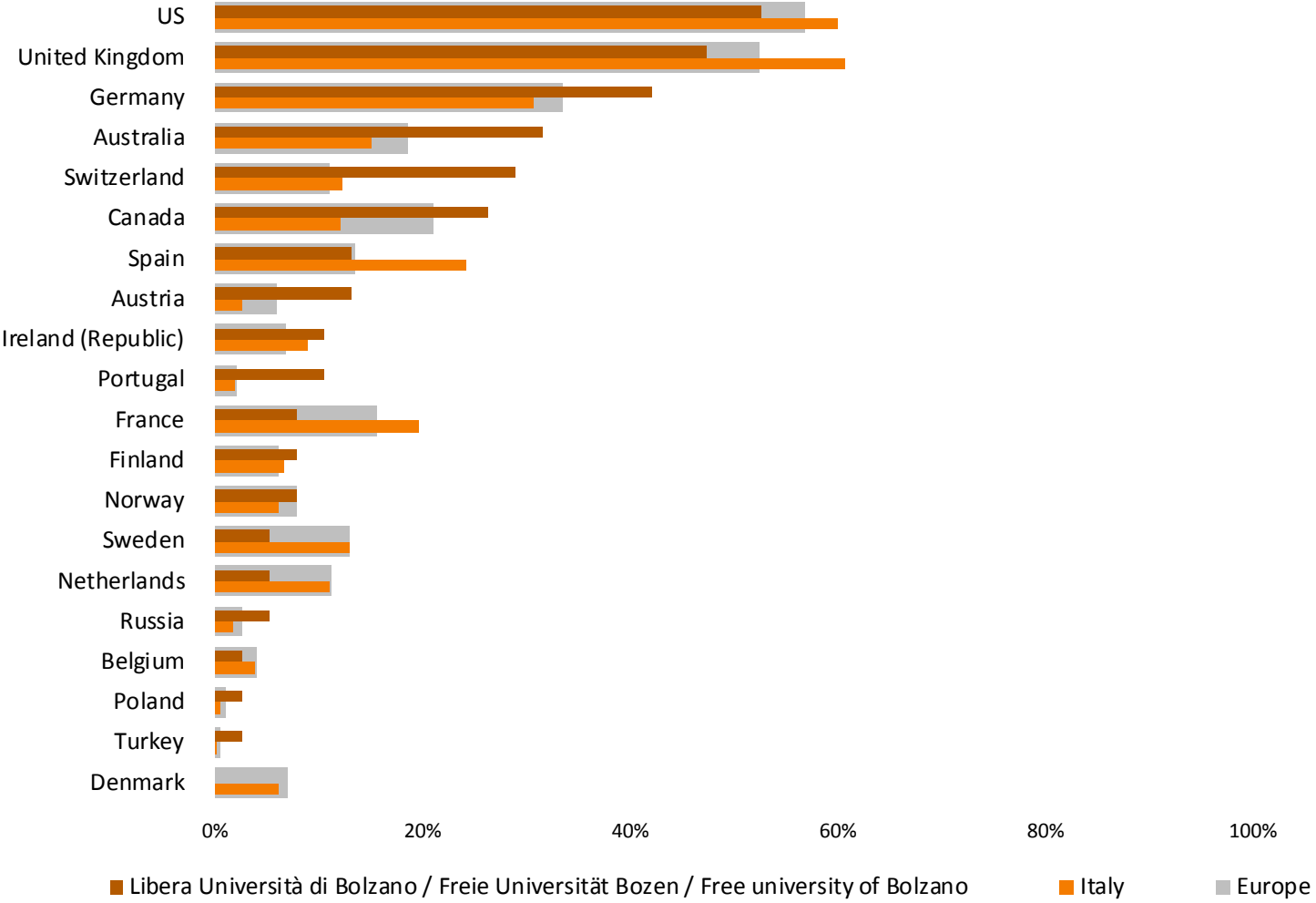


## Interest in studying a master course abroad (cont.)

Country	%
Europe	50,5%
Austria	42,6%
Belgium	35,3%
Bulgaria	70,2%
Czech Republic	27,3%
Denmark	53,3%
Finland	30,2%
France	47,6%
Germany	0,0%
Greece	76,9%
Hungary	41,0%
Ireland	44,7%
Italy	54,8%

Country	%
Netherlands	34,9%
Norway	36,0%
Poland	39,7%
Portugal	43,9%
Romania	70,5%
Russia	64,8%
Slovakia	19,8%
Spain	60,1%
Sweden	43,4%
Switzerland	44,5%
Turkey	88,5%
United Kingdom	38,9%
<b>Libera Università di Bolzano / Freie Universität Bozen / Free university of Bolzano</b>	<b>77,4%</b>

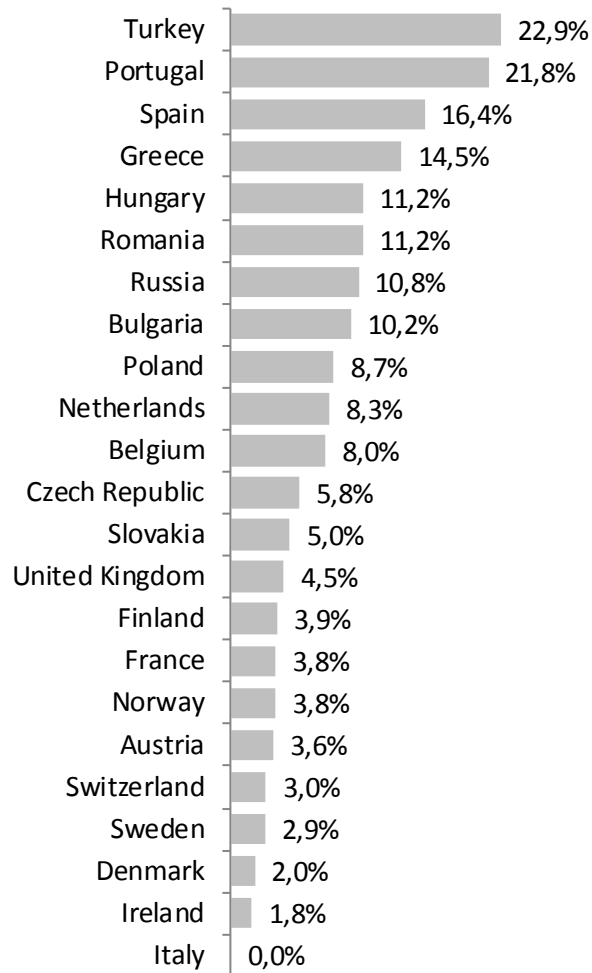
# Desired master course destination



## Desired master course destination (cont.)

Master course destination	Libera Università di Bolzano / Freie Universität Bozen / Free university of Bolzano	Italy	Europe
US	52,6%	60,0%	56,8%
United Kingdom	47,4%	60,6%	52,4%
Germany	42,1%	30,6%	33,5%
Australia	31,6%	15,0%	18,5%
Switzerland	28,9%	12,2%	11,0%
Canada	26,3%	12,0%	21,0%
Spain	13,2%	24,1%	13,4%
Austria	13,2%	2,7%	5,9%
Ireland (Republic)	10,5%	8,9%	6,8%
Portugal	10,5%	2,0%	2,1%
France	7,9%	19,6%	15,6%
Finland	7,9%	6,7%	6,2%
Norway	7,9%	6,1%	7,9%
Sweden	5,3%	13,0%	12,9%
Netherlands	5,3%	11,0%	11,2%
Russia	5,3%	1,7%	2,7%
Belgium	2,6%	3,8%	4,1%
Poland	2,6%	0,6%	1,1%
Turkey	2,6%	0,2%	0,5%
Denmark	0,0%	6,2%	7,0%

# Students wanting to study a master course in Italy



Question: Where would you like to study this master degree?

This question has not been asked in Germany.

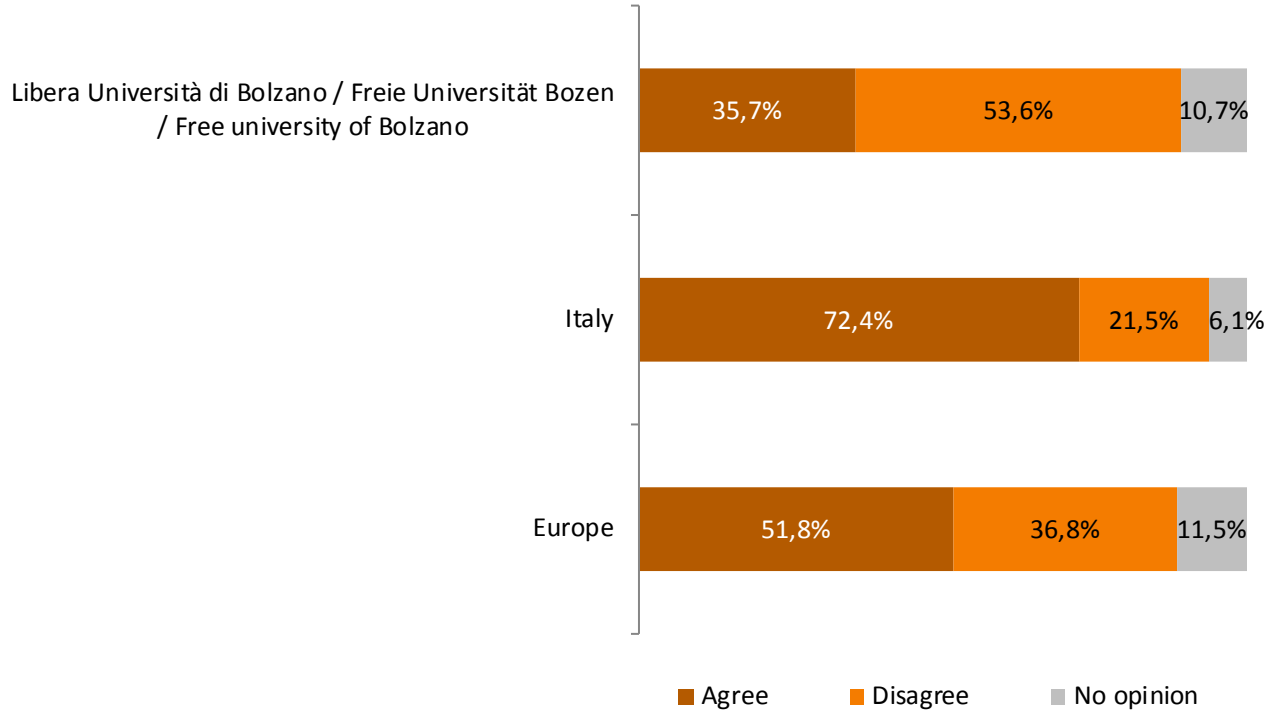
# Contents

1. General information / methodology
2. Education and university evaluation
3. **Career**
4. Focus on Top Employers 2011
5. Profile

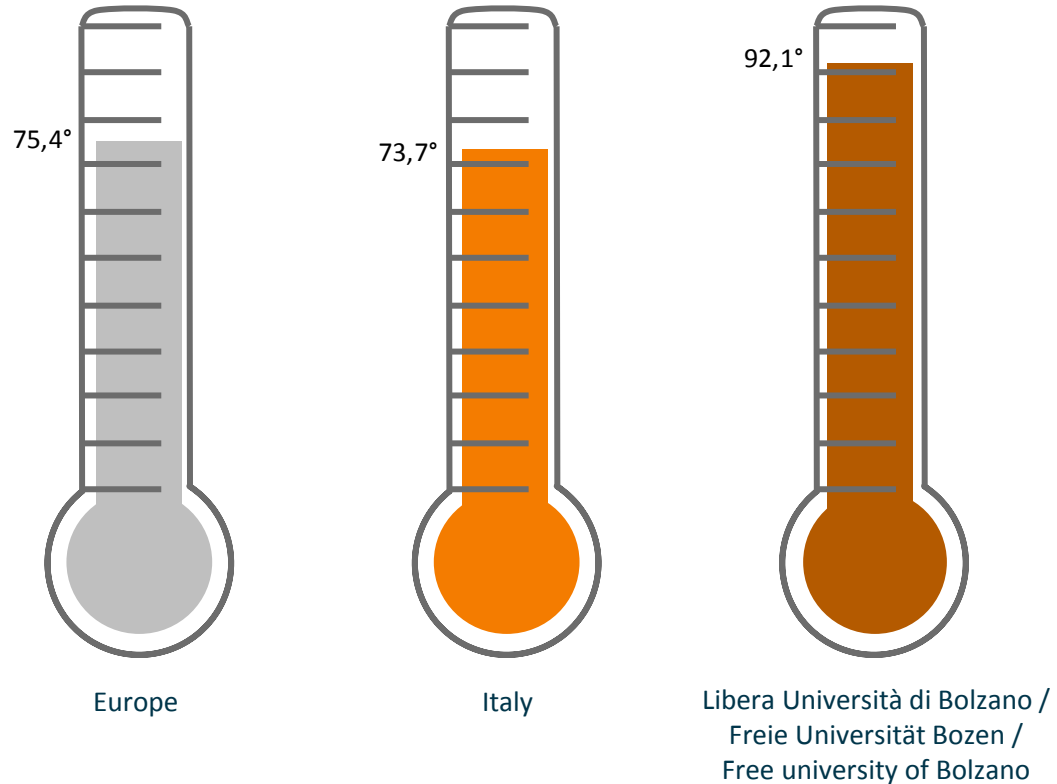


# Opinion

I am worried about my future career



# Optimism indicator

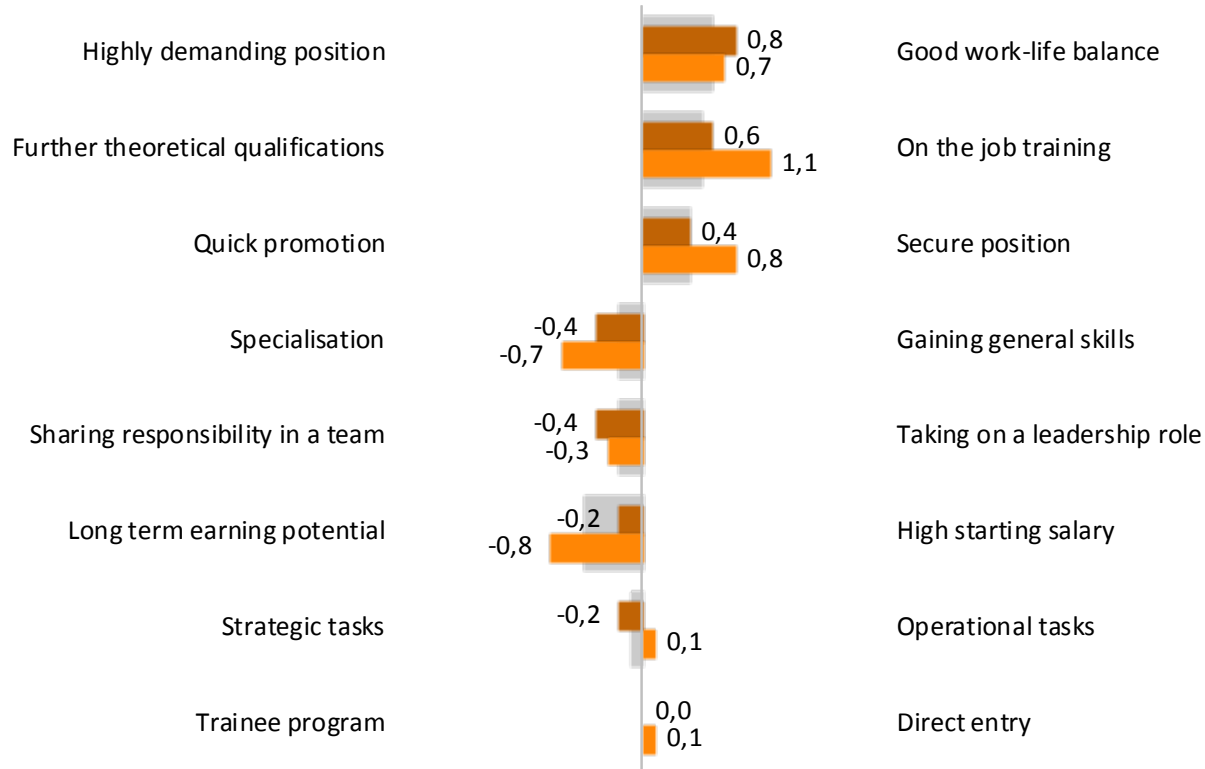


Question: How many APPLICATIONS do you expect to send (did you send) to find your first professional position?

Question: How many MONTHS do you expect to need (did you require) to find your first professional position?

The trendence Optimism Index is an indicator for graduate confidence in relation to their job prospects. It has been calculated from two parameters, which have been chosen yearly as part of the evaluation of the job application process. 1) Number of anticipated applications. 2) Length of time it takes to get a job. The highest possible mark of 100 symbolises an "overheating" of the market: in such a market every graduate would find a position within the shortest of time and with minimal effort.

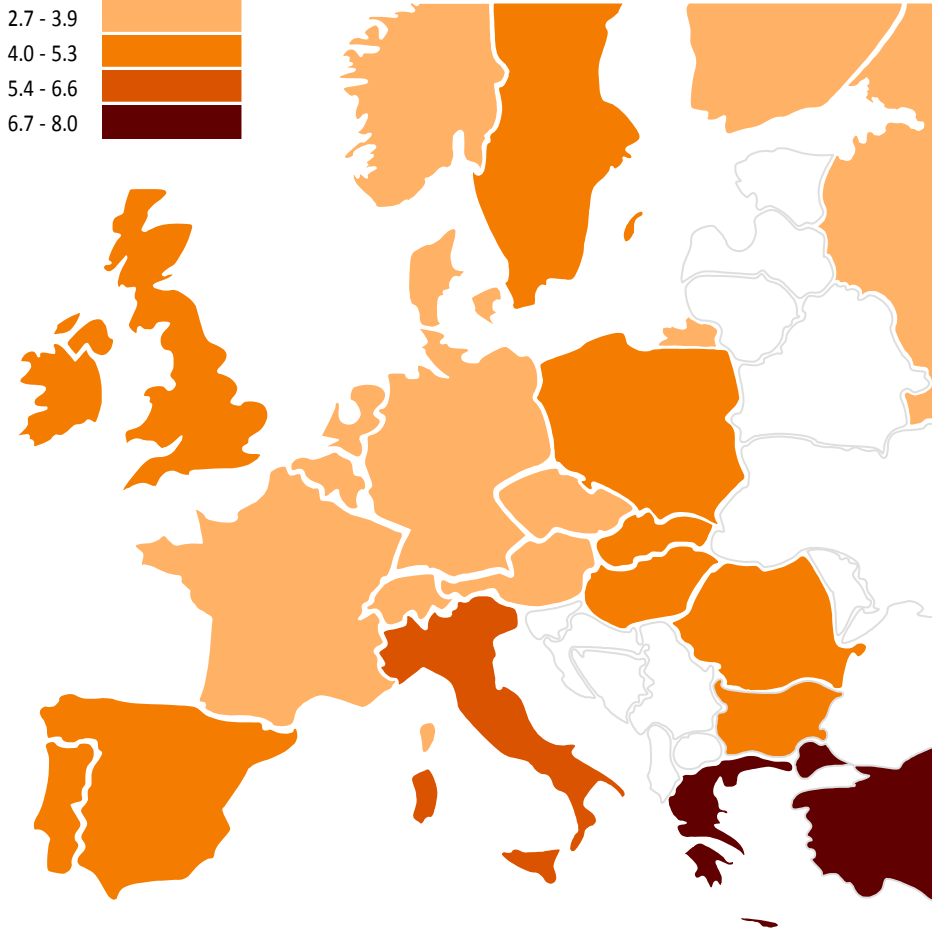
# Career priorities



■ Libera Università di Bolzano / Freie Universität Bozen / Free university of Bolzano ■ Italy ■ Europe

# Job application process

Estimated timeframe to find first position



# Job application process

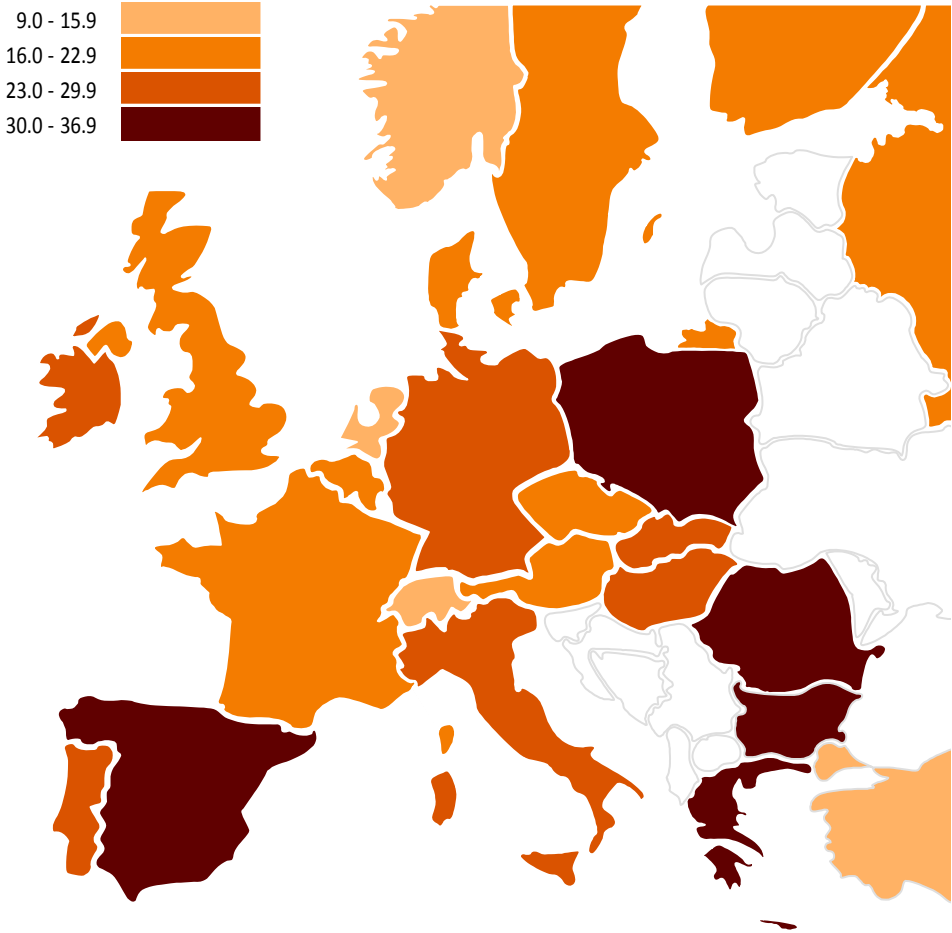
Estimated timeframe to find first position (cont.)

Country	Months
Europe	4,5
Austria	3,1
Belgium	3,3
Bulgaria	4,1
Czech Republic	3,7
Denmark	3,9
Finland	3,7
France	2,7
Germany	3,6
Greece	7,7
Hungary	4,7
Ireland	5,1
Italy	6,3

Country	Months
Netherlands	3,4
Norway	3,1
Poland	5,1
Portugal	4,2
Romania	4,7
Russia	2,8
Slovakia	4,6
Spain	5,0
Sweden	4,0
Switzerland	3,2
Turkey	8,0
United Kingdom	4,7
<b>Libera Università di Bolzano / Freie Universität Bozen / Free university of Bolzano</b>	<b>3,2</b>

# Job application process

Estimated number of applications to find first position



# Job application process

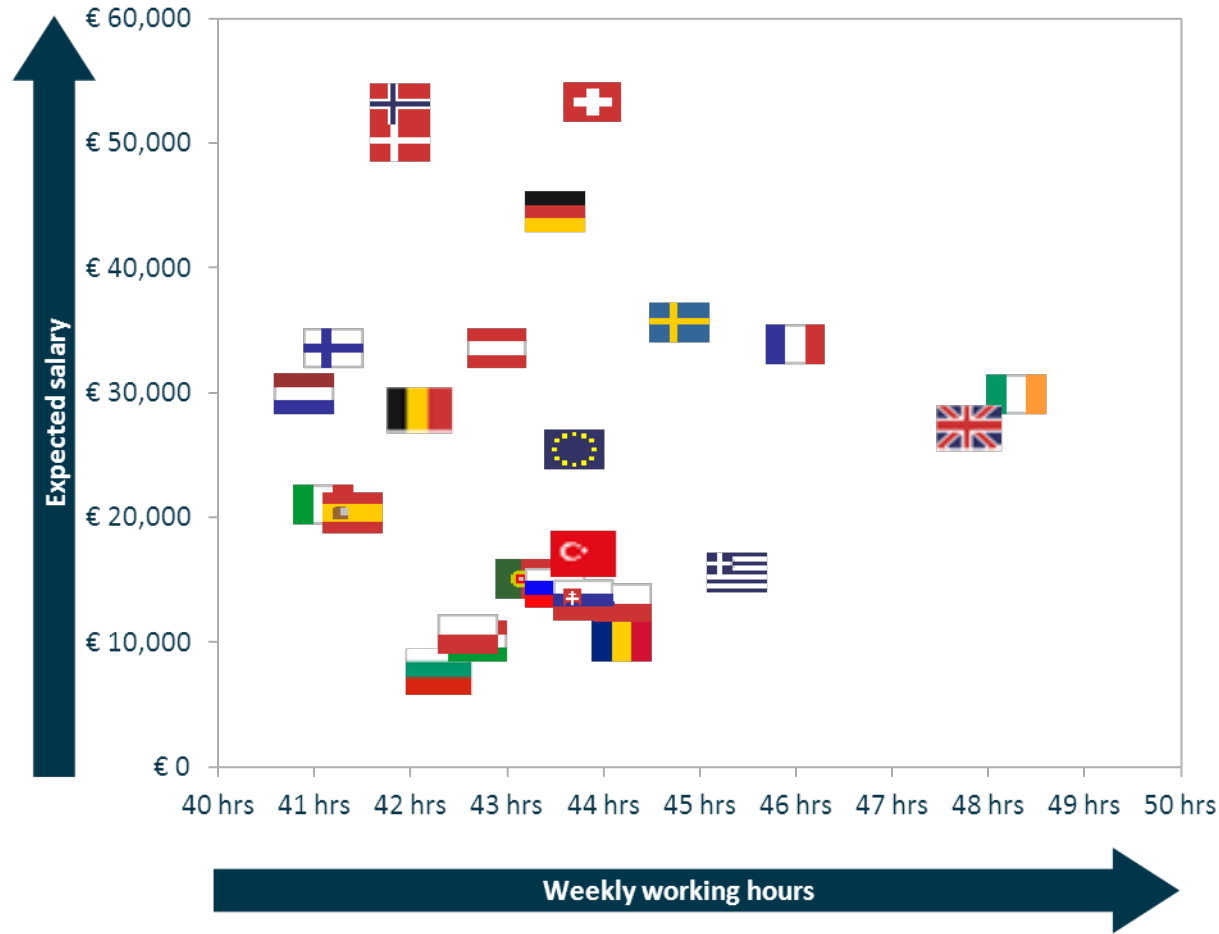
Estimated number of applications to find first position (cont.)

Country	Number of applications
Europe	24,6
Austria	20,3
Belgium	16,1
Bulgaria	30,1
Czech Republic	18,9
Denmark	22,6
Finland	20,3
France	20,7
Germany	23,2
Greece	31,8
Hungary	27,8
Ireland	27,6
Italy	24,6

Country	Number of applications
Netherlands	10,3
Norway	11,4
Poland	36,0
Portugal	25,0
Romania	33,8
Russia	16,2
Slovakia	26,0
Spain	30,2
Sweden	20,2
Switzerland	15,8
Turkey	9,0
United Kingdom	21,7
<b>Libera Università di Bolzano / Freie Universität Bozen / Free university of Bolzano</b>	<b>7,5</b>

# Expectations of first position

Expected gross annual salary / expected working hours relationship in Europe

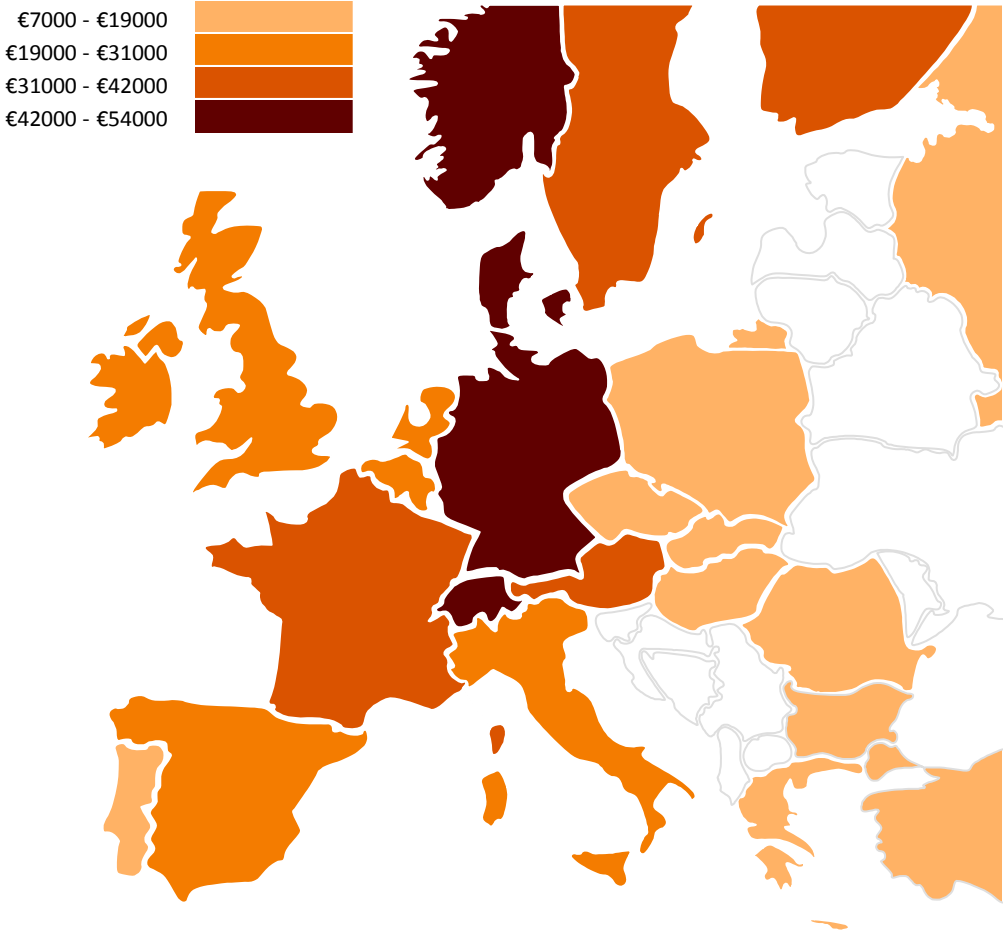


Question: How much do you expect to earn per year (gross income, including bonus) in your first professional position after graduation?

Question: How many hours are you prepared to work per week in your first professional position after graduation?

# Expectations of first position

Expected gross annual salary



Question: How much do you expect to earn per year (gross income, including bonus) in your first professional position after graduation?

# Expectations of first position

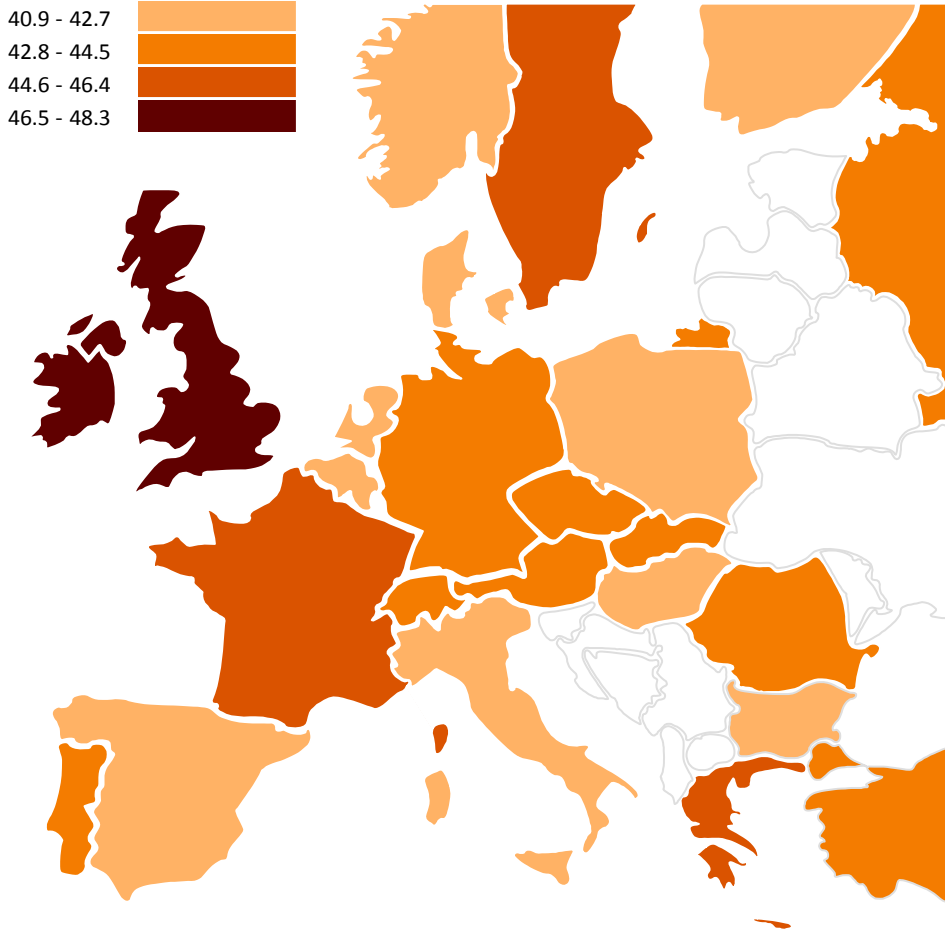
## Expected gross annual salary (cont.)

Country	Expected income (Euros)
Europe	25.251,4 €
Austria	33.388,1 €
Belgium	28.540,5 €
Bulgaria	7.552,5 €
Czech Republic	12.938,0 €
Denmark	49.942,0 €
Finland	33.402,2 €
France	33.711,3 €
Germany	44.342,6 €
Greece	15.423,5 €
Hungary	9.950,7 €
Ireland	29.743,3 €
Italy	20.863,7 €

Country	Expected income (Euros)
Netherlands	29.766,3 €
Norway	52.956,9 €
Poland	10.542,1 €
Portugal	14.952,6 €
Romania	9.869,1 €
Russia	14.223,7 €
Slovakia	13.237,1 €
Spain	20.202,8 €
Sweden	35.415,7 €
Switzerland	53.114,7 €
Turkey	17.009,9 €
United Kingdom	27.056,6 €
<b>Libera Università di Bolzano / Freie Universität Bozen / Free university of Bolzano</b>	<b>28.573,6 €</b>

# Expectations of first position

Expected working hours



Question: How many hours are you prepared to work per week in your first professional position after graduation?

# Expectations of first position

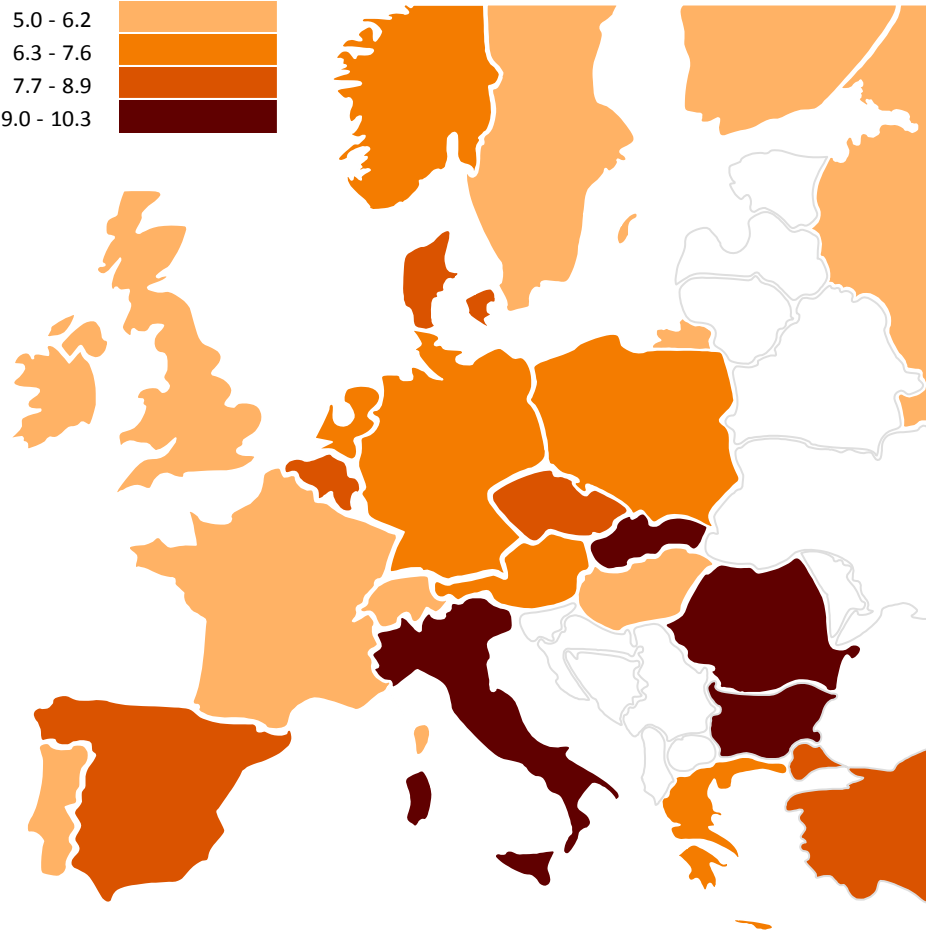
## Expected working hours (cont.)

Country	Working hours
Europe	43,7
Austria	42,9
Belgium	42,1
Bulgaria	42,3
Czech Republic	44,2
Denmark	41,9
Finland	41,2
France	46,0
Germany	43,5
Greece	45,4
Hungary	42,7
Ireland	48,3
Italy	41,1

Country	Working hours
Netherlands	40,9
Norway	41,9
Poland	42,6
Portugal	43,2
Romania	44,2
Russia	43,5
Slovakia	43,8
Spain	41,4
Sweden	44,8
Switzerland	43,9
Turkey	43,8
United Kingdom	47,8
<b>Libera Università di Bolzano / Freie Universität Bozen / Free university of Bolzano</b>	<b>42,8</b>

# Expectations of first position

Expected time in first position



# Expectations of first position

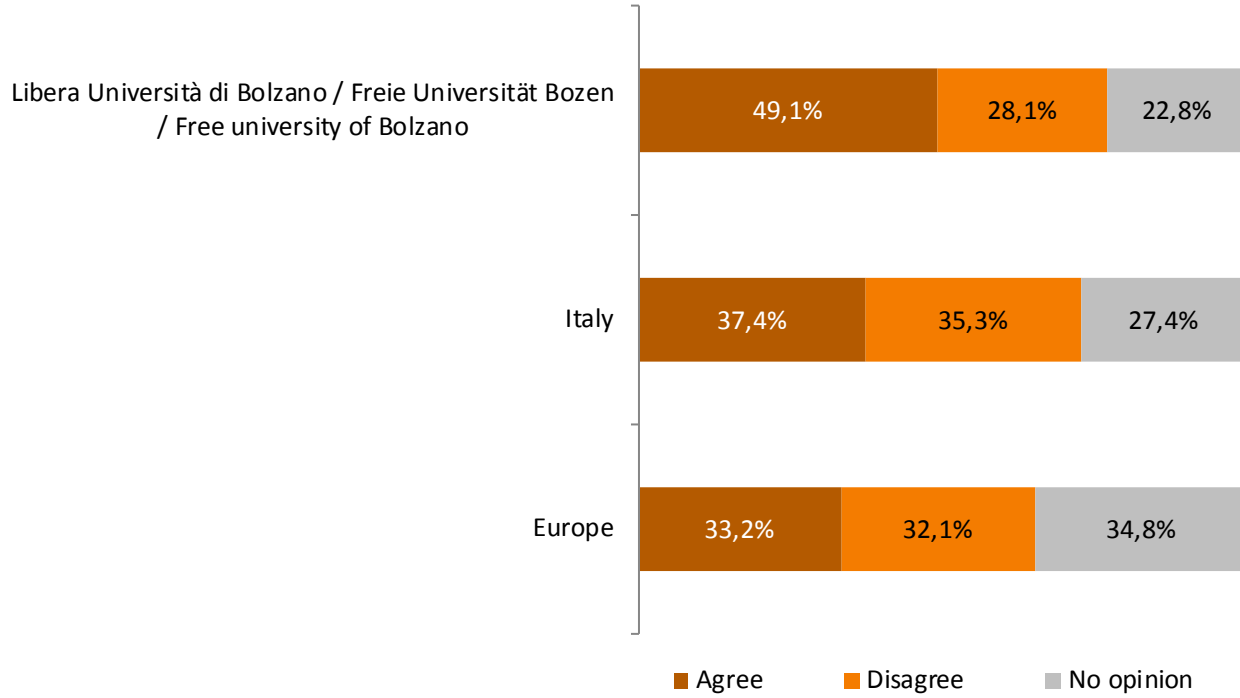
## Expected time in first position (cont.)

Country	Years
Europe	7,1
Austria	6,6
Belgium	8,9
Bulgaria	10,3
Czech Republic	8,4
Denmark	7,9
Finland	5,7
France	5,2
Germany	6,8
Greece	7,5
Hungary	5,0
Ireland	5,3
Italy	9,5

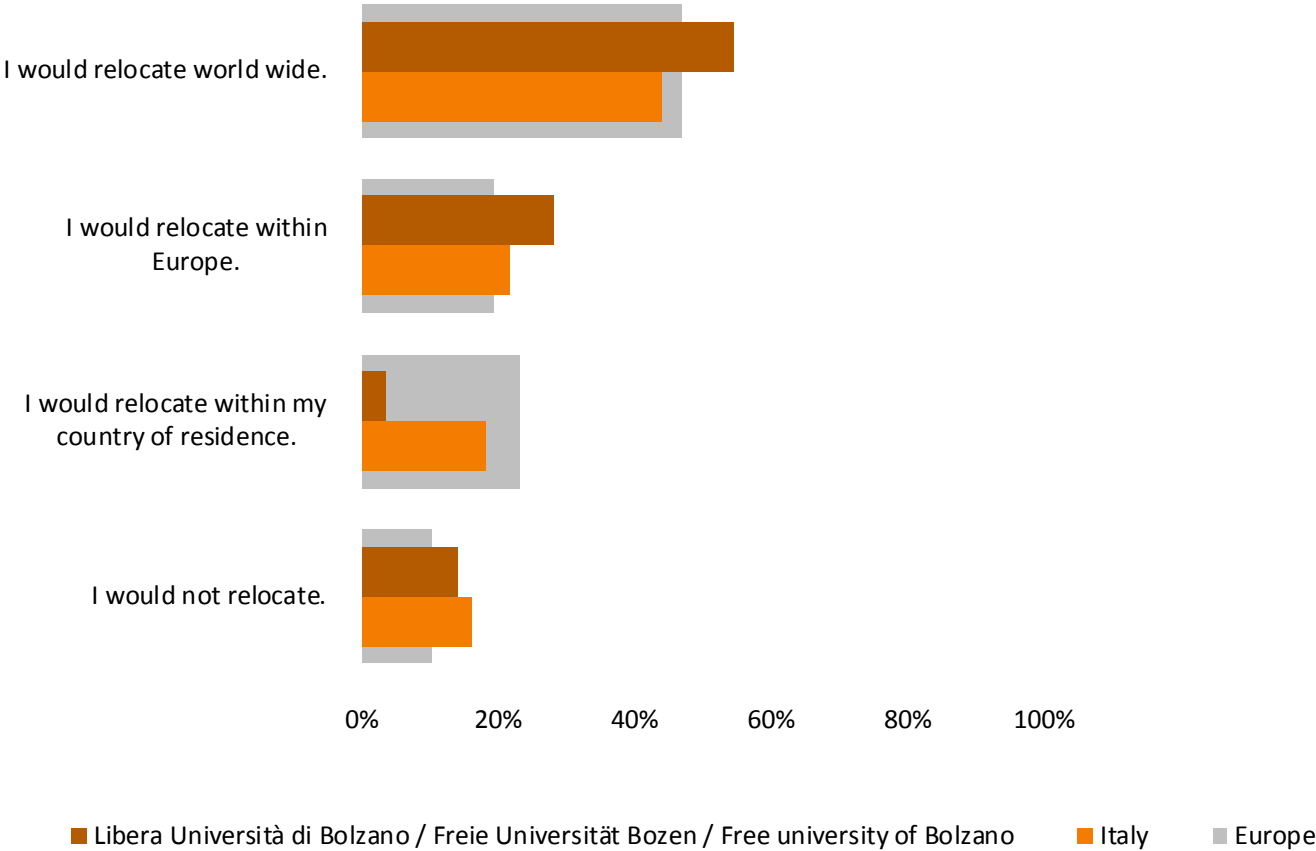
Country	Years
Netherlands	7,2
Norway	7,1
Poland	7,5
Portugal	6,2
Romania	9,3
Russia	5,2
Slovakia	9,2
Spain	7,9
Sweden	5,1
Switzerland	5,0
Turkey	7,7
United Kingdom	5,5
<b>Libera Università di Bolzano / Freie Universität Bozen / Free university of Bolzano</b>	<b>10,3</b>

# Opinion

After graduating I will leave my country to find a professional position abroad



# Mobility – willingness to relocate

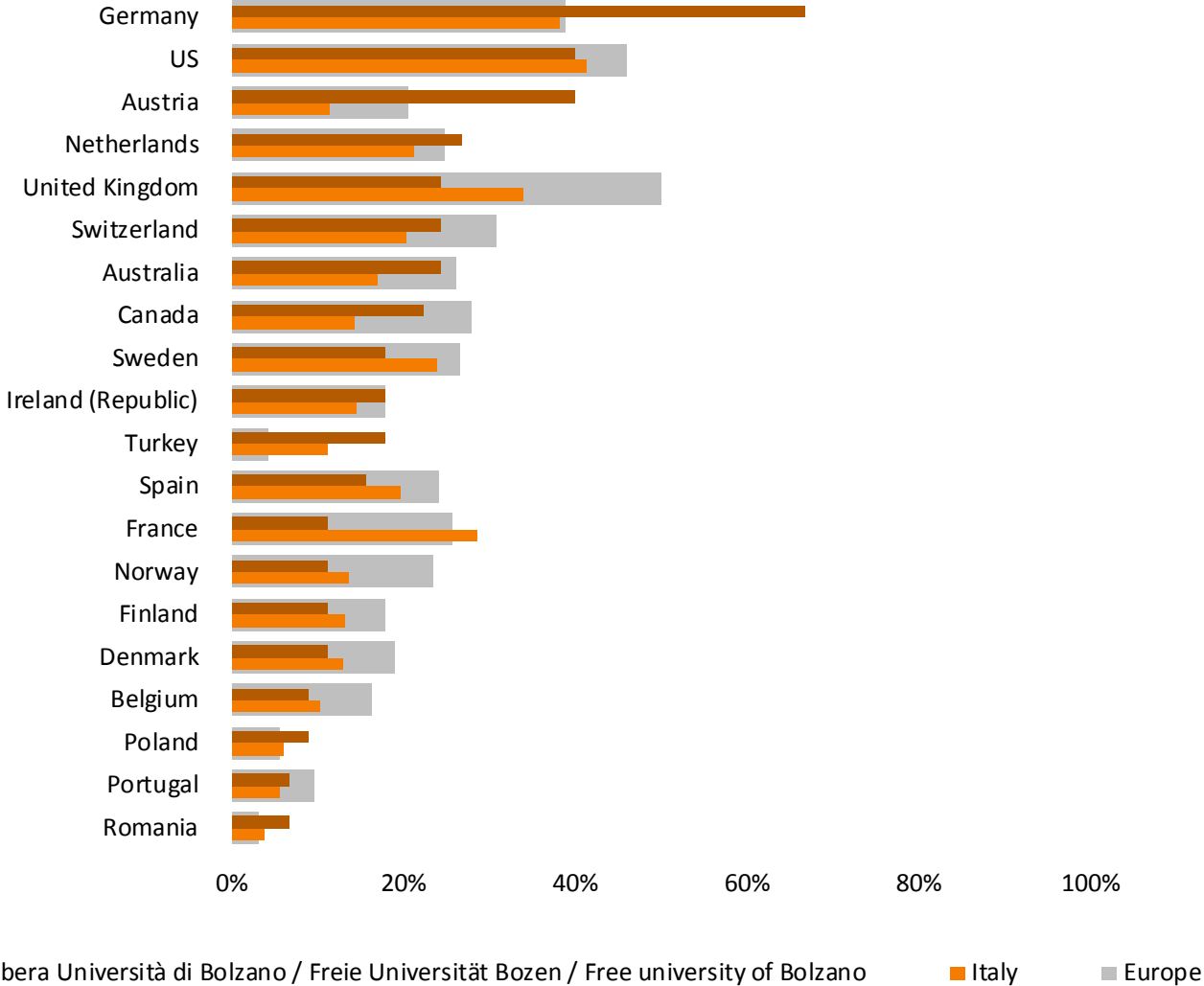


Question: Imagine you received an attractive job offer. To what extent would you relocate?

## Mobility – willingness to relocate (cont.)

Mobility	Libera Università di Bolzano / Freie Universität Bozen / Free university of Bolzano	Italy	Europe
I would relocate world wide.	54,4%	44,0%	46,8%
I would relocate within Europe.	28,1%	21,6%	19,5%
I would relocate within my country of residence.	3,5%	18,3%	23,3%
I would not relocate.	14,0%	16,1%	10,3%

# Mobility – emigration destination



Question: Which foreign countries would you be most likely to move to for your first professional position after graduation?

## Mobility – emigration destination (cont.)

Emigration destination	Libera Università di Bolzano / Freie Universität Bozen / Free university of Bolzano	Italy	Europe
Germany	66,7%	38,2%	38,8%
US	40,0%	41,3%	46,0%
Austria	40,0%	11,4%	20,5%
Netherlands	26,7%	21,3%	24,8%
United Kingdom	24,4%	34,0%	49,9%
Switzerland	24,4%	20,3%	30,8%
Australia	24,4%	16,9%	26,0%
Canada	22,2%	14,3%	27,8%
Sweden	17,8%	23,8%	26,6%
Ireland (Republic)	17,8%	14,5%	17,9%
Turkey	17,8%	11,1%	4,2%
Spain	15,6%	19,6%	24,2%
France	11,1%	28,5%	25,7%
Norway	11,1%	13,7%	23,5%
Finland	11,1%	13,2%	17,8%
Denmark	11,1%	12,9%	18,9%
Belgium	8,9%	10,3%	16,2%
Poland	8,9%	6,0%	5,5%
Portugal	6,7%	5,7%	9,5%
Romania	6,7%	3,9%	3,2%

# Contents

1. General information / methodology
2. Education and university evaluation
3. Career
4. **Focus on Top Employers 2011**
5. Profile



# Who are the most attractive employers in Europe?

Rang 2011	Employer	Europe
1	Google	10,21%
2	Microsoft	8,62%
3	IBM	6,12%
4	Apple	6,07%
5	BMW	5,52%
6	Volkswagen Group	5,24%
7	Siemens	4,63%
8	EADS	4,05%
9	Intel	3,70%
10	Daimler/ Mercedes-Benz	3,63%

# Who are the most attractive employers in Italy?

Rang 2011 Employer		Italy
1	Enel	15,0%
2	Eni	13,9%
3	Google	12,2%
4	Consiglio Nazionale delle Ricerche	11,2%
5	Apple	11,0%
6	Ferrovie dello Stato	9,3%
7	Microsoft	8,1%
8	Italcementi	6,8%
9	ANAS	5,9%
10	Ducati	5,5%

# Who are the most attractive employers at your university?

Rang 2011 Employer		Libera Università di Bolzano / Freie Universität Bozen / Free university of Bolzano
1	Google	62,5%
2	IBM	35,4%
3	Apple	29,2%
4	Intel	16,7%
4	Microsoft	16,7%
6	Nokia	12,5%
7	BMW	10,4%
7	Hewlett-Packard	10,4%
7	Sony	10,4%
10	Fraunhofer	8,3%

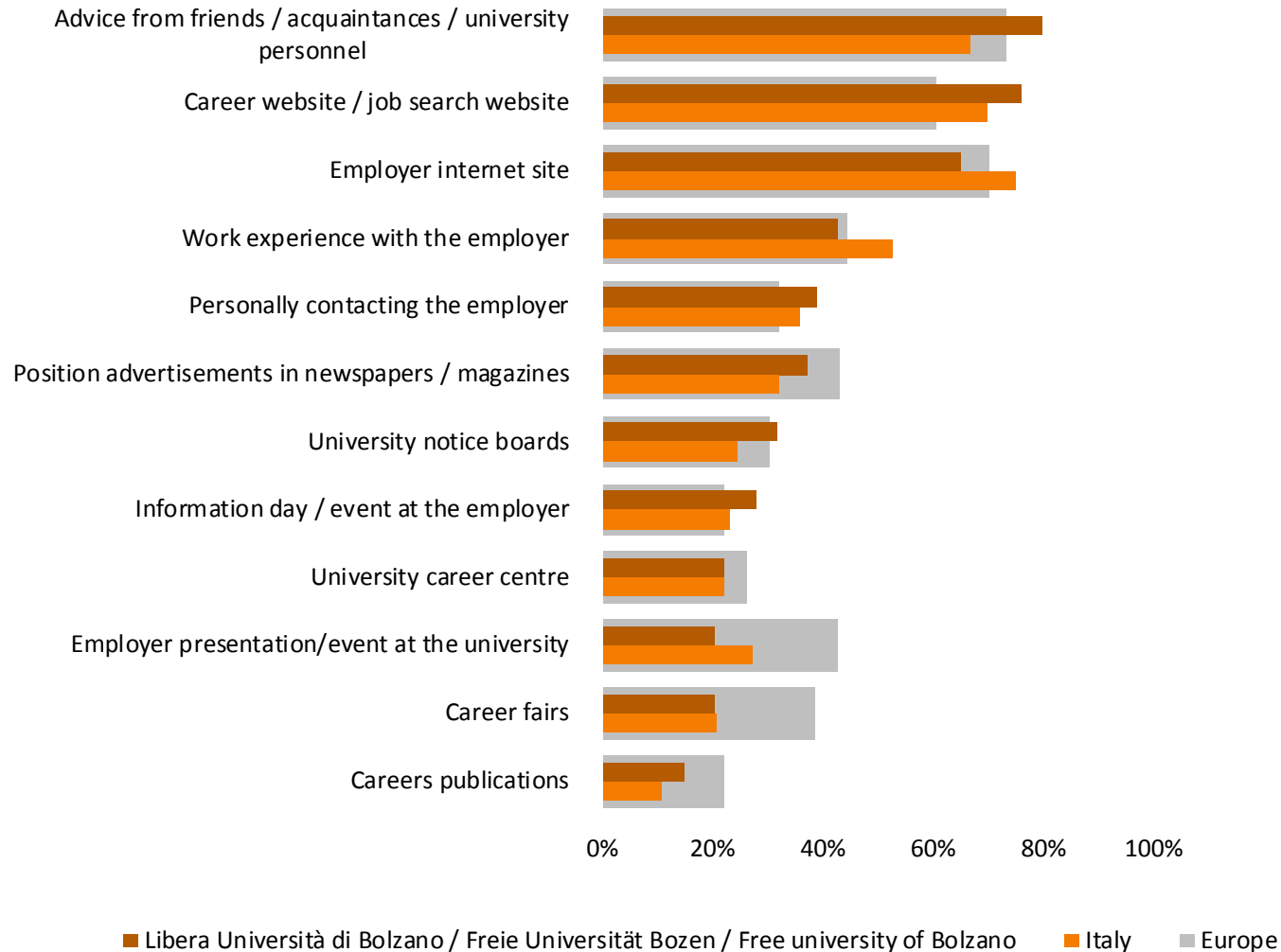
# Who are the most active employers in Italy?

Rang 2011 Employer		Italy
1	Accenture	17,8%
2	Microsoft	14,3%
3	Enel	12,8%
4	Eni	11,8%
5	Fiat	8,6%
6	Consiglio Nazionale delle Ricerche	7,8%
7	Telecom Italia	7,5%
8	IBM	7,2%
9	Apple	6,9%
9	Google	6,9%

# Who are the most active employers at your university?

Rang 2011 Employer		Libera Università di Bolzano / Freie Universität Bozen / Free university of Bolzano
1	Google	57,1%
2	Microsoft	31,4%
3	IBM	28,6%
4	Apple	14,3%
4	Cisco Systems	14,3%
4	Fraunhofer	14,3%
7	Accenture	8,6%
7	Ericsson	8,6%
7	Intel	8,6%
7	Nokia	8,6%

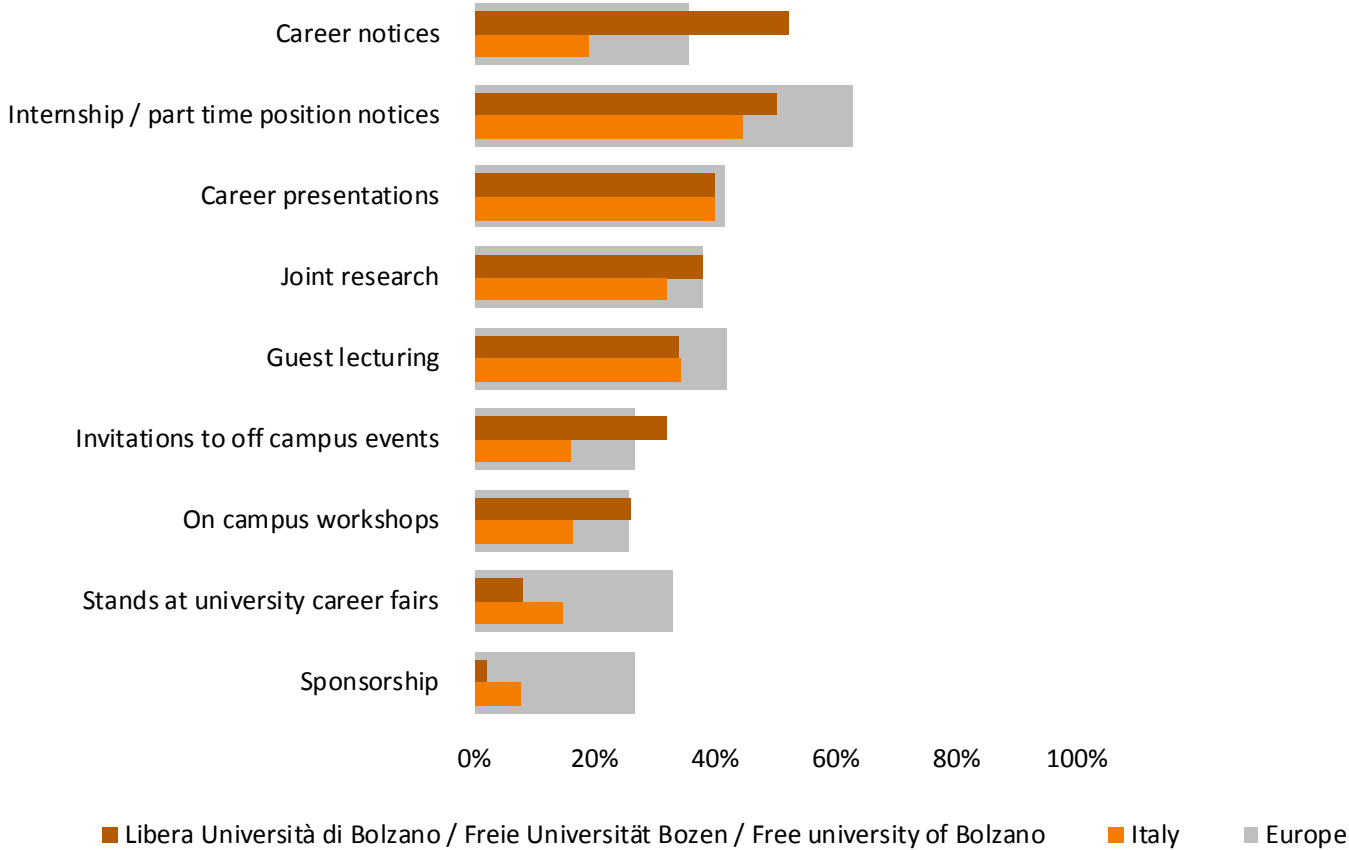
# General communication channels used



## General communication channels used (cont.)

General communications channels	Libera Università di Bolzano / Freie Universität Bozen / Free university of Bolzano	Italy	Europe
Advice from friends / acquaintances / university personnel	79,6%	66,6%	73,0%
Career website / job search website	75,9%	69,8%	60,6%
Employer internet site	64,8%	74,9%	70,1%
Work experience with the employer	42,6%	52,6%	44,2%
Personally contacting the employer	38,9%	35,8%	32,0%
Position advertisements in newspapers / magazines	37,0%	32,1%	42,9%
University notice boards	31,5%	24,3%	30,2%
Information day / event at the employer	27,8%	23,0%	22,2%
University career centre	22,2%	21,9%	26,3%
Employer presentation/event at the university	20,4%	27,1%	42,7%
Career fairs	20,4%	20,8%	38,5%
Careers publications	14,8%	10,7%	22,2%

# Most appealing campus marketing activities



## Most appealing campus marketing activities (cont.)

Campus marketing activities	Libera Università di Bolzano / Freie Universität Bozen / Free university of Bolzano	Italy	Europe
Career notices	52,0%	18,9%	35,7%
Internship / part time position notices	50,0%	44,6%	62,9%
Career presentations	40,0%	39,9%	41,5%
Joint research	38,0%	32,1%	38,0%
Guest lecturing	34,0%	34,4%	41,9%
Invitations to off campus events	32,0%	16,0%	26,8%
On campus workshops	26,0%	16,5%	25,7%
Stands at university career fairs	8,0%	14,8%	32,8%
Sponsorship	2,0%	7,8%	26,7%

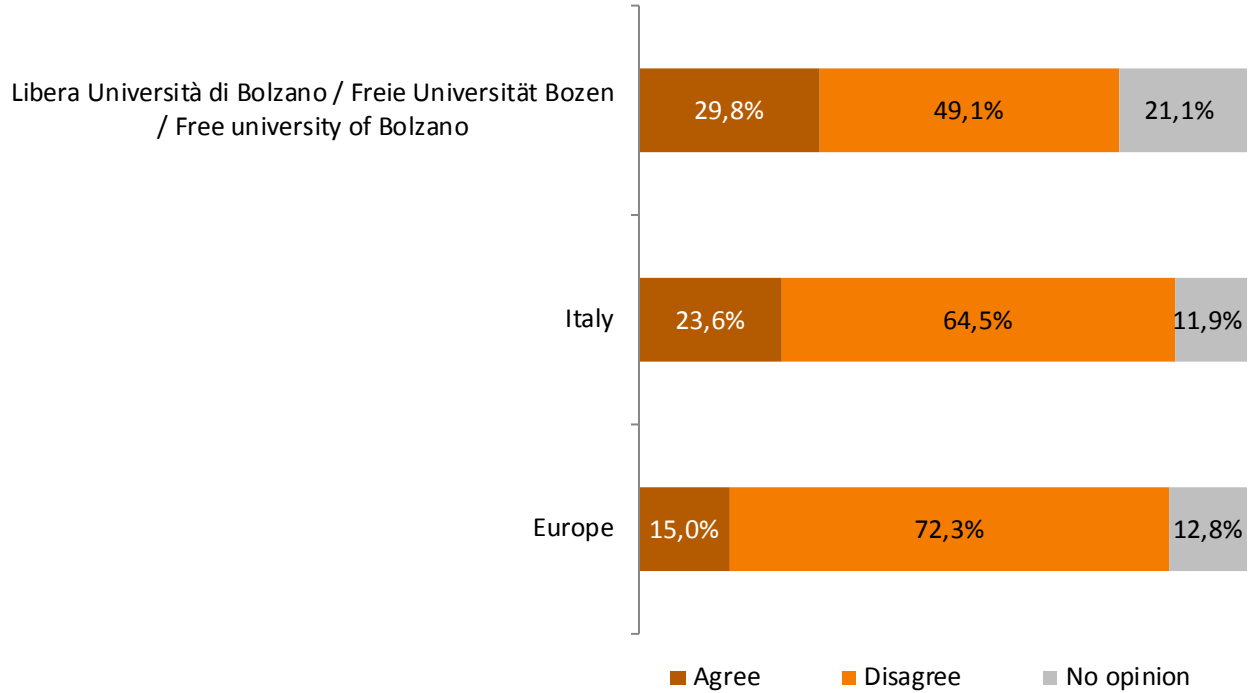
# Contents

1. General information / methodology
2. Education and university evaluation
3. Career
4. Focus on Top Employers 2011
5. **Profile**



# Opinion

## Students should pay for their tertiary education



# Profile

## Age and gender

Age	Years
Europe	22,7
Italy	23,4
Libera Università di Bolzano / Freie Universität Bozen / Free university of Bolzano	24,9

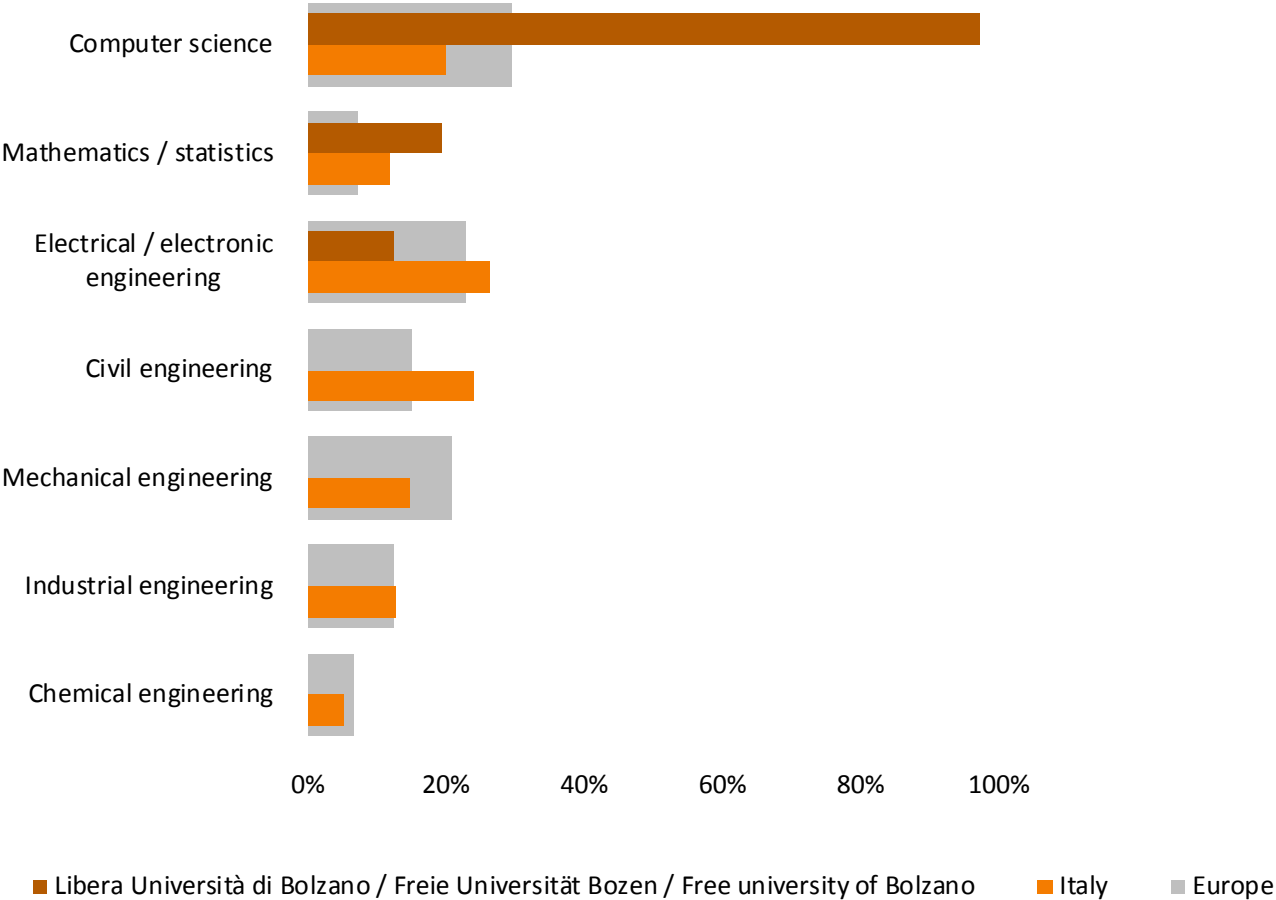
Country	Male	Female
Europe	68,0%	32,0%
Austria	64,9%	35,1%
Belgium	73,3%	26,7%
Bulgaria	53,9%	46,1%
Czech Republic	61,1%	38,9%
Denmark	63,4%	36,6%
Finland	66,4%	33,6%
France	71,5%	28,5%
Germany	81,7%	18,3%
Greece	60,7%	39,3%
Hungary	69,6%	30,4%
Ireland (Republic)	63,2%	36,8%
Italy	67,0%	33,0%
Netherlands	68,8%	31,2%
Norway	79,9%	20,1%
Poland	68,6%	31,4%
Portugal	70,5%	29,5%
Romania	64,3%	35,7%
Russia	59,8%	40,2%
Slovakia	73,6%	26,4%
Spain	67,5%	32,5%
Sweden	67,6%	32,4%
Switzerland	74,6%	25,4%
Turkey	71,0%	29,0%
United Kingdom	57,1%	42,9%
Libera Università di Bolzano / Freie Universität Bozen / Free university of Bolzano	86,1%	13,9%

Question: How old are you?

Question: You are... (a man / a woman?)

# Profile (cont.)

## Subjects



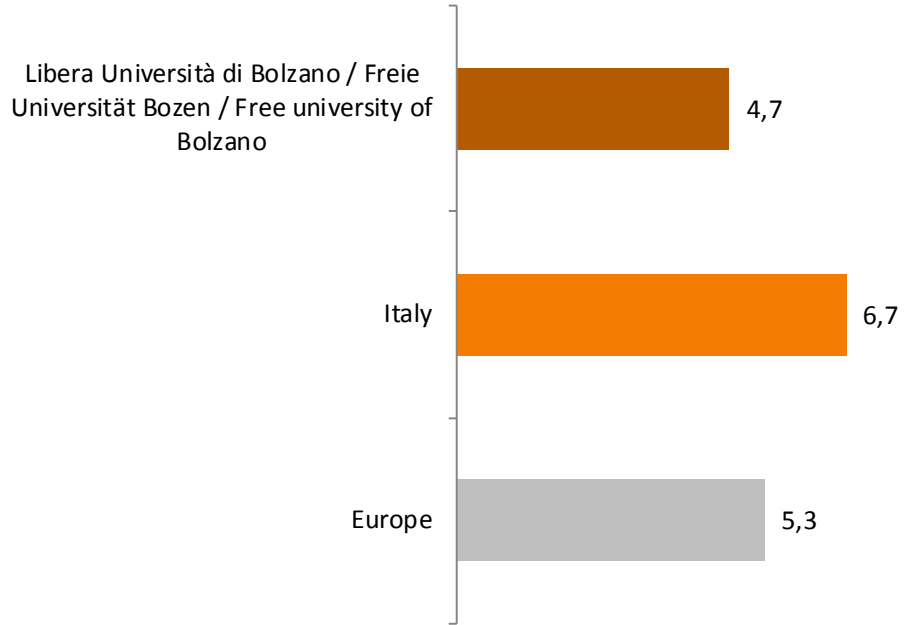
# Profile (cont.)

## Subjects (cont.)

Subjects	Libera Università di Bolzano / Freie Universität Bozen / Free university of Bolzano	Italy	Europe
Computer science	97,2%	19,9%	29,6%
Mathematics / statistics	19,4%	11,8%	7,3%
Electrical / electronic engineering	12,5%	26,4%	22,9%
Civil engineering	0,0%	23,9%	15,1%
Mechanical engineering	0,0%	14,7%	20,9%
Industrial engineering	0,0%	12,9%	12,4%
Chemical engineering	0,0%	5,3%	6,7%

# Profile (cont.)

## Length of education

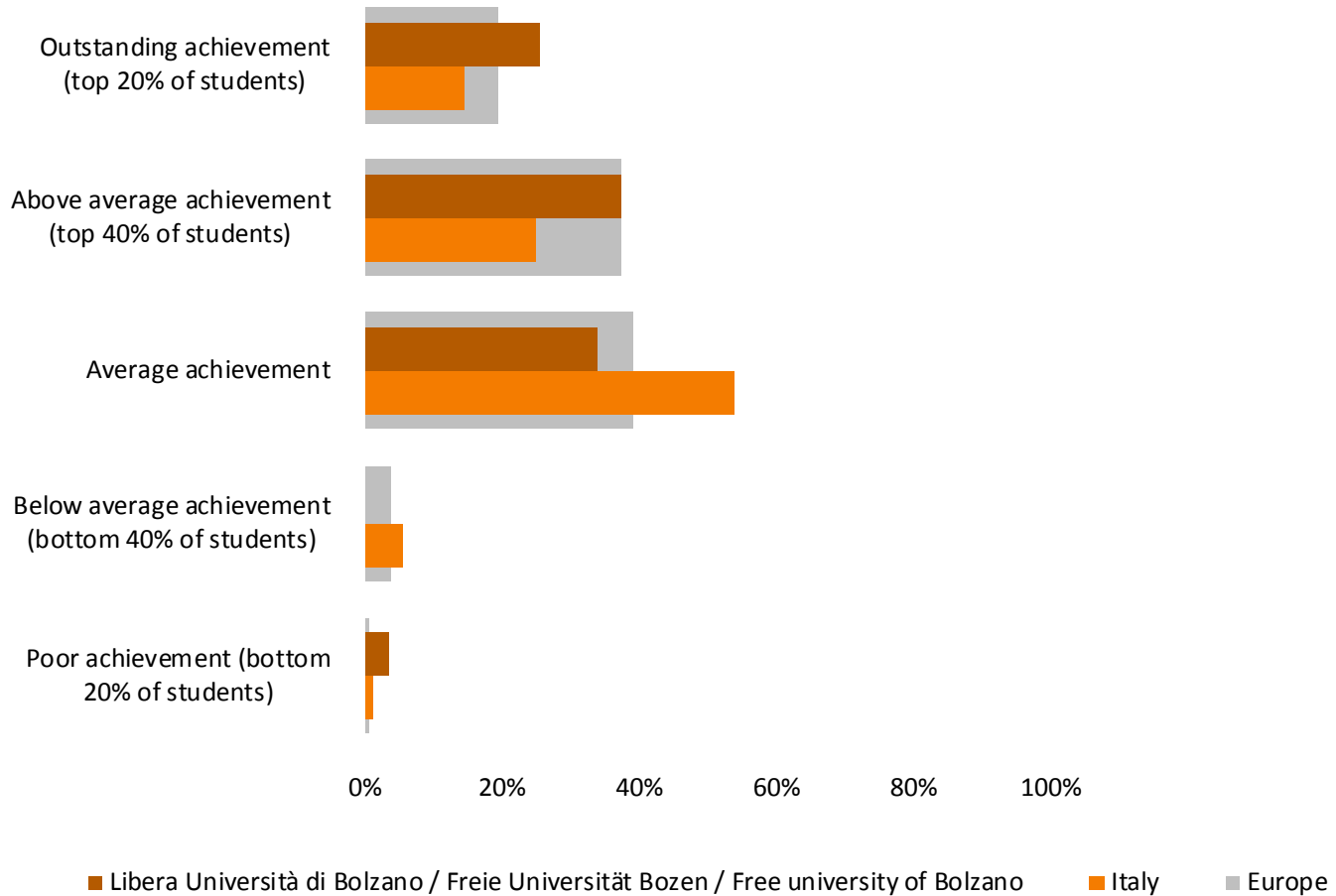


Question: When did you start studying your first course at university?

Question: When do you expect to start your first professional position after graduation?

# Profile (cont.)

## Academic achievement



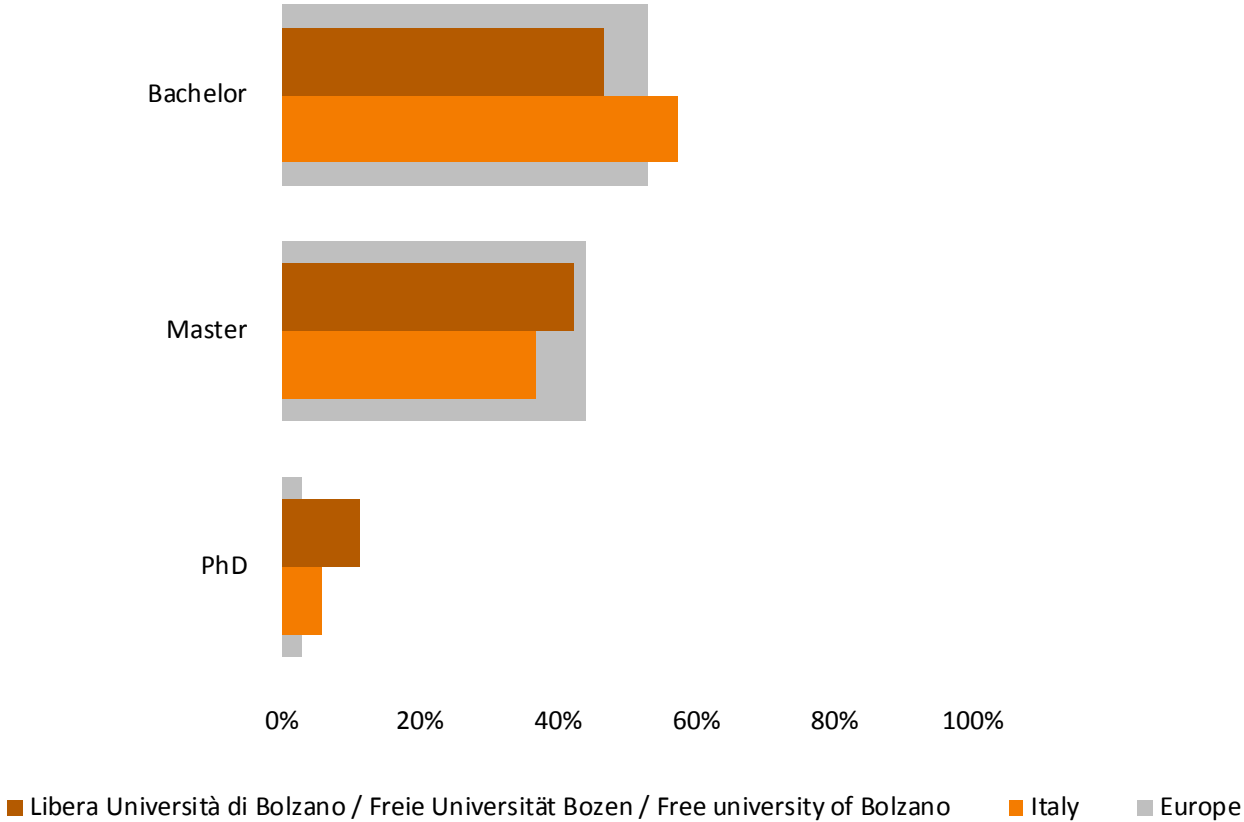
# Profile (cont.)

## Academic achievement (cont.)

Academic achievement	Libera Università di Bolzano / Freie Universität Bozen / Free university of Bolzano	Italy	Europe
Outstanding achievement (top 20% of students)	25,4%	14,5%	19,3%
Above average achievement (top 40% of students)	37,3%	25,0%	37,4%
Average achievement	33,9%	53,7%	39,0%
Below average achievement (bottom 40% of students)	0,0%	5,6%	3,7%
Poor achievement (bottom 20% of students)	3,4%	1,3%	0,7%

# Profile (cont.)

## Course type

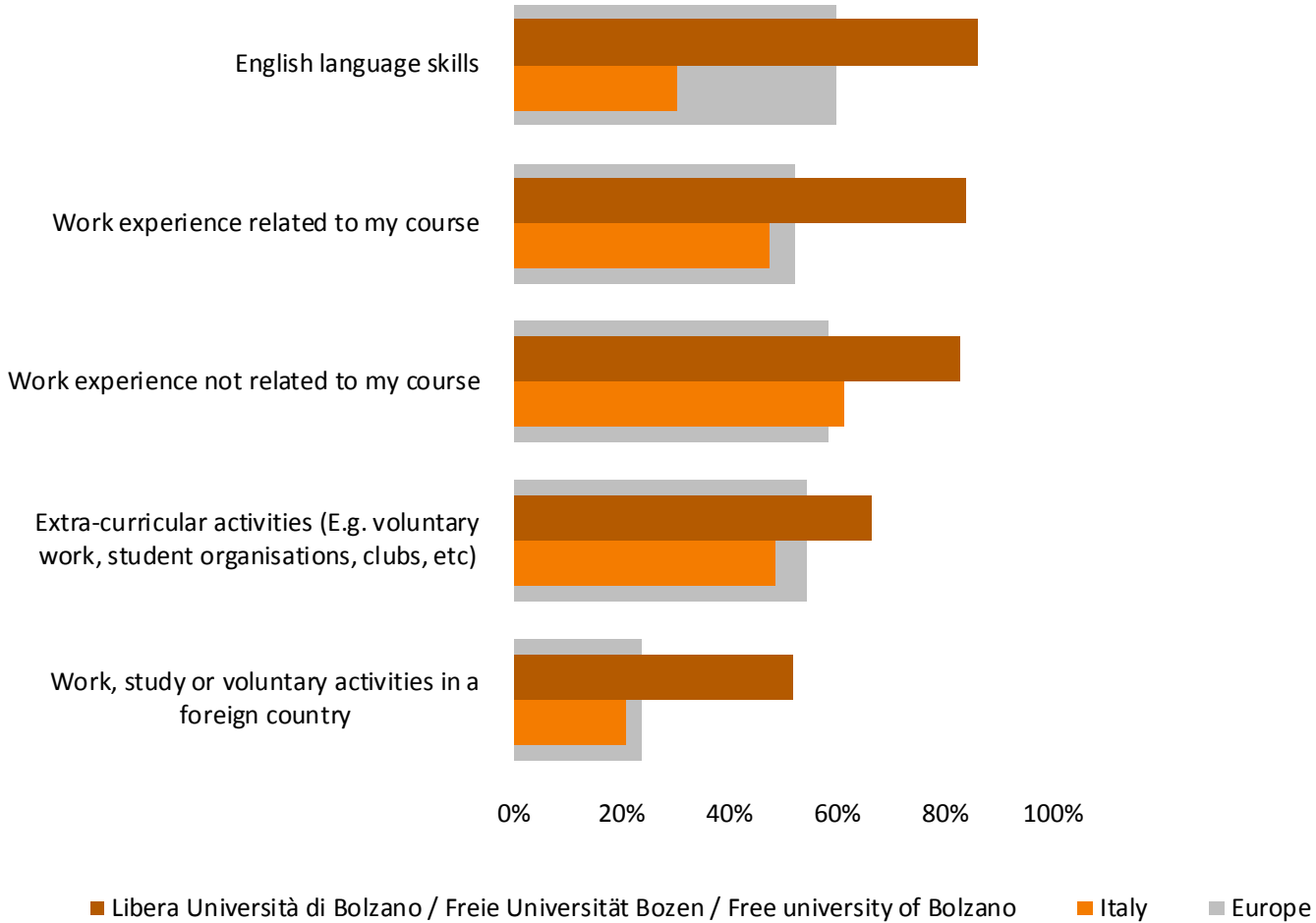


# Profile (cont.)

## Course type (cont.)

Course type	Libera Università di Bolzano / Freie Universität Bozen / Free university of Bolzano	Italy	Europe
Bachelor	46,5%	57,4%	52,9%
Master	42,3%	36,8%	44,1%
PhD	11,3%	5,8%	2,9%

# Experiences and advanced english skills



Question: What experience s(of at least 3 months length) do you have?

Question: Do you speak English at a HIGHLY ADVANCED LEVEL? In this sense 'highly advanced level' means that you can speak, write and understand the language without any difficulties. I.e. You are fluent, have a large vocabulary and make very few grammatical errors.

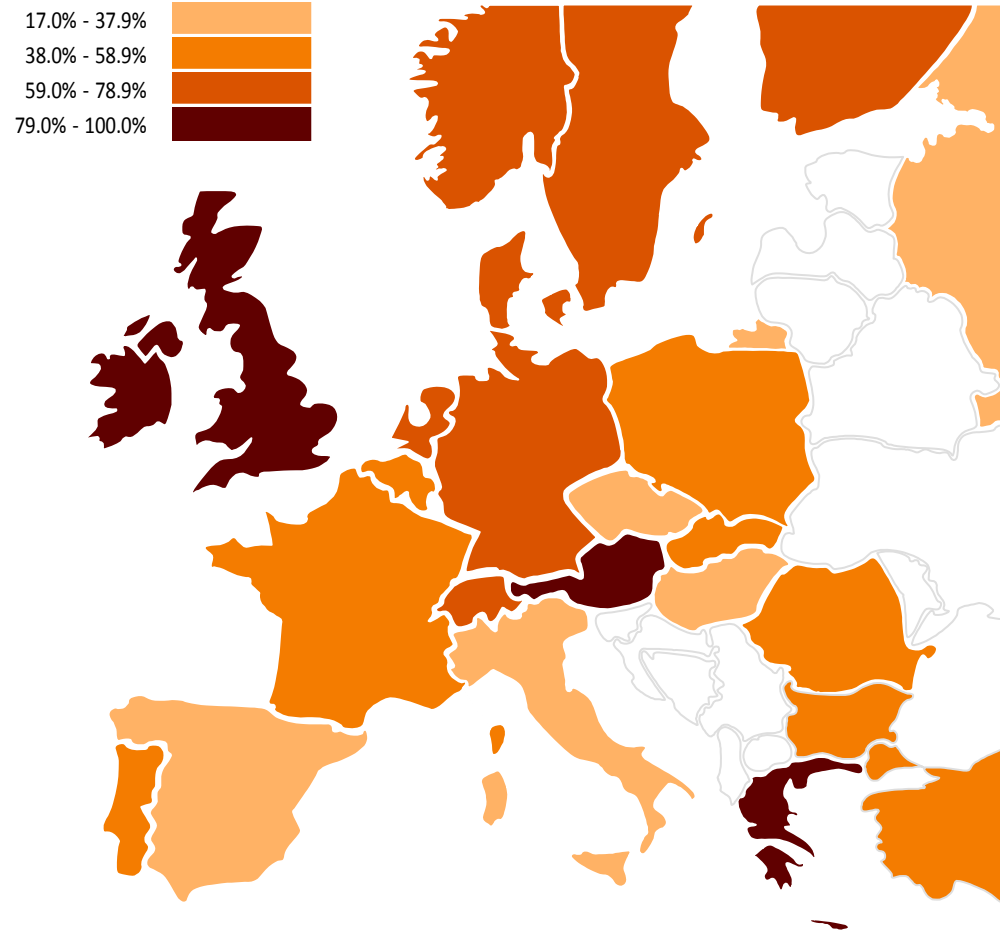
## Experiences and advanced english skills (cont.)

Experiences	Libera Università di Bolzano / Freie Universität Bozen / Free university of Bolzano	Italy	Europe
English language skills	86,0%	30,2%	59,7%
Work experience related to my course	83,6%	47,5%	51,9%
Work experience not related to my course	82,5%	61,2%	58,4%
Extra-curricular activities (E.g. voluntary work, student organisations, clubs, etc)	66,1%	48,5%	54,1%
Work, study or voluntary activities in a foreign country	51,8%	20,7%	23,5%

Question: What experience s(of at least 3 months length) do you have?

Question: Do you speak English at a HIGHLY ADVANCED LEVEL? In this sense 'highly advanced level' means that you can speak, write and understand the language without any difficulties. I.e. You are fluent, have a large vocabulary and make very few grammatical errors.

# Advanced english skills in Europe



Question: Do you speak English at a HIGHLY ADVANCED LEVEL? In this sense 'highly advanced level' means that you can speak, write and understand the language without any difficulties. I.e. You are fluent, have a large vocabulary and make very few grammatical errors.

## Advanced english skills in Europe (cont.)

Country	%
Europe	59,7%
Austria	80,5%
Belgium	50,6%
Bulgaria	39,7%
Czech Republic	29,4%
Denmark	77,7%
Finland	72,7%
France	48,9%
Germany	67,1%
Greece	82,8%
Hungary	17,1%
Ireland	100,0%
Italy	30,2%

Country	%
Netherlands	59,9%
Norway	75,0%
Poland	53,3%
Portugal	56,9%
Romania	46,9%
Russia	24,8%
Slovakia	53,4%
Spain	29,7%
Sweden	69,2%
Switzerland	66,4%
Turkey	42,3%
United Kingdom	100,0%
<b>Libera Università di Bolzano / Freie Universität Bozen / Free university of Bolzano</b>	<b>86,0%</b>

Question: Do you speak English at a HIGHLY ADVANCED LEVEL? In this sense 'highly advanced level' means that you can speak, write and understand the language without any difficulties. I.e. You are fluent, have a large vocabulary and make very few grammatical errors.

**For enquiries please contact:**

Ulrike Heyne  
Research Manager

Phone: +49 30 2592988-306

Fax: +49 30 2592988-901

[Ulrike.Heyne@trendence.com](mailto:Ulrike.Heyne@trendence.com)

**trendence** Institut GmbH

Markgrafenstrasse 62

10969 Berlin, Germany